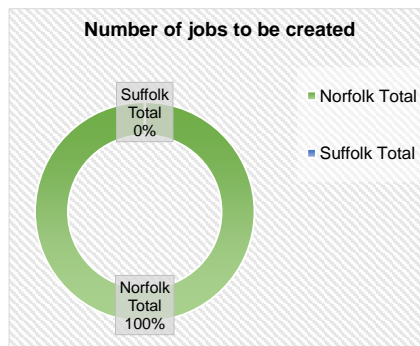
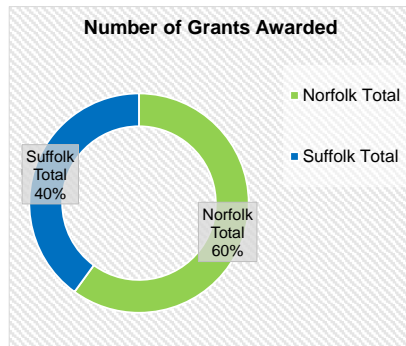
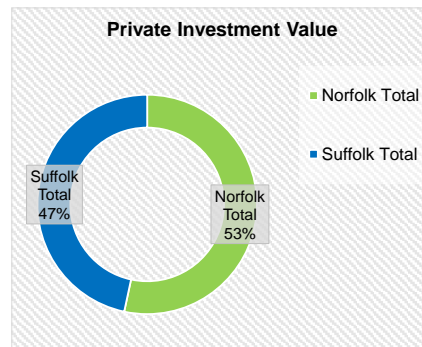
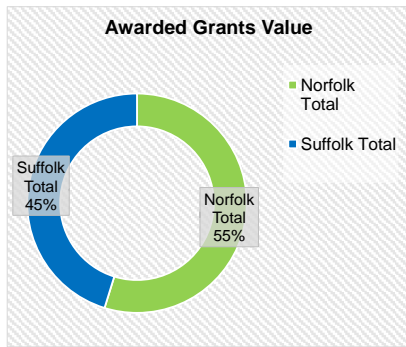


**GTI/ERDF Grants (£1,000 - £25,000) Awarded (including projects which have been withdrawn thereafter)**

Row Labels	Sum of Grant Awarded, £	Sum of Private Match, £	Sum of Total Project Cost, £	Sum of Project Approved	Sum of FTE
<b>Norfolk</b>					
Breckland	38,892	46,850	85,742	4	1.0
Norwich	63,992	72,658	136,650	3	0.0
King's Lynn & West Norfolk	25,940	30,940	56,880	2	0.0
South Norfolk	39,996	48,886	88,882	2	0.0
North Norfolk	9,409	11,501	20,910	1	1.0
<b>Norfolk Total</b>	<b>178,229</b>	<b>210,835</b>	<b>389,064</b>	<b>12</b>	<b>2.0</b>
<b>Suffolk</b>					
West Suffolk	64,818	79,223	144,041	4	0.0
Mid Suffolk	34,785	42,515	77,300	2	0.0
Babergh	25,000	35,000	60,000	1	0.0
East Suffolk	22,500	27,500	50,000	1	0.0
<b>Suffolk Total</b>	<b>147,103</b>	<b>184,238</b>	<b>331,341</b>	<b>8</b>	<b>0.0</b>
<b>Grand Total</b>	<b>325,332</b>	<b>395,073</b>	<b>720,405</b>	<b>20</b>	<b>2.0</b>

<b>Norfolk Total</b>	178,229	210,835	389,064	12	2.0
<b>Suffolk Total</b>	147,103	184,238	331,341	8	0.0
<b>Total</b>	<b>325,332</b>	<b>395,073</b>	<b>720,405</b>	<b>20</b>	<b>2.0</b>



[www.newanglia.co.uk/](http://www.newanglia.co.uk/)