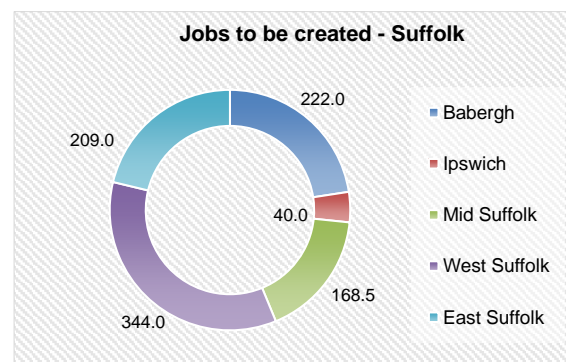
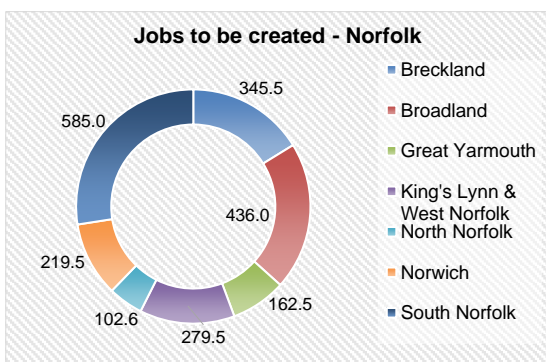
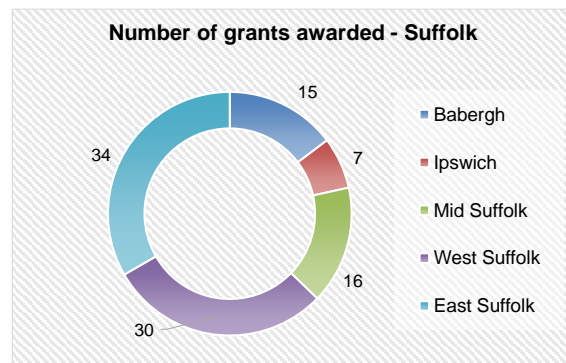
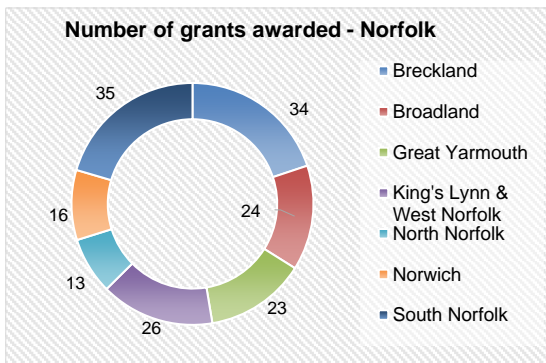
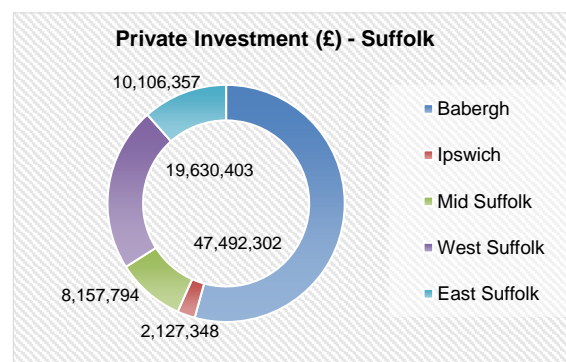
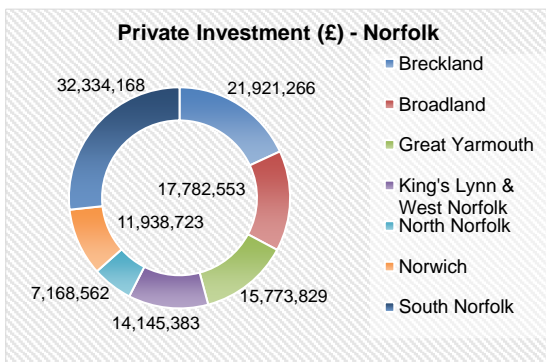
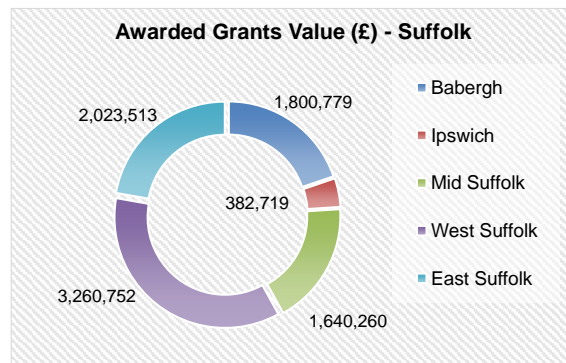
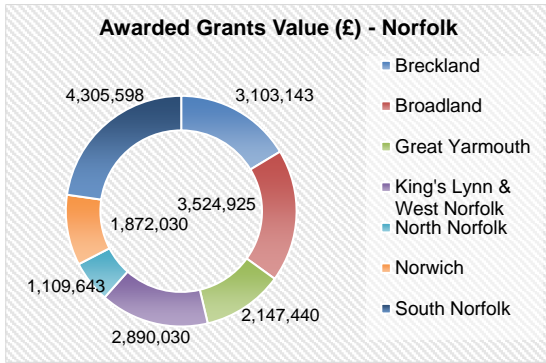


Growing Business Fund (£25,000 - £500,000 grants)
 Statistics for the period of April 2013 - September 2020



GBF Grants Awarded

	Sum of Grant Awarded	Sum of Private Match	Sum of Total Project Cost	Sum of Project Approved	Sum of FTE
Norfolk					
Breckland	3,103,143	21,921,266	25,024,409	34	345.5
Broadland	3,524,925	17,782,553	21,307,478	24	436.0
Great Yarmouth	2,147,440	15,773,829	17,932,460	23	162.5
King's Lynn & West Norfolk	2,890,030	14,145,383	17,035,413	26	279.5
North Norfolk	1,109,643	7,168,562	8,278,205	13	102.6
Norwich	1,872,030	11,938,723	13,810,753	16	219.5
South Norfolk	4,305,598	32,334,168	36,639,766	35	585.0
Norfolk Total	18,952,809	121,064,484	140,028,484	171	2130.6
Suffolk					
Babergh	1,800,779	47,492,302	49,293,081	15	222.0
Ipswich	382,719	2,127,348	2,510,067	7	40.0
Mid Suffolk	1,640,260	8,157,794	9,798,054	16	168.5
West Suffolk	3,260,752	19,630,403	22,891,155	30	344.0
East Suffolk	2,023,513	10,106,357	12,142,370	34	209.0
Suffolk Total	9,108,023	87,514,204	96,634,727	102	983.5
Grand Total	28,060,832	208,578,688	236,663,211	273	3,114.1

Norfolk Total	18,952,809	121,064,484	140,028,484	171	2,130.6
Suffolk Total	9,108,023	87,514,204	96,634,727	102	983.5
Total	28,060,832	208,578,688	236,663,211	273	3,114.1

