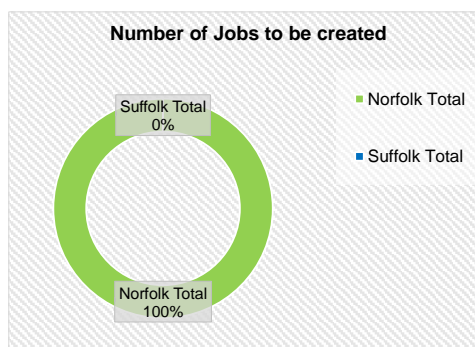
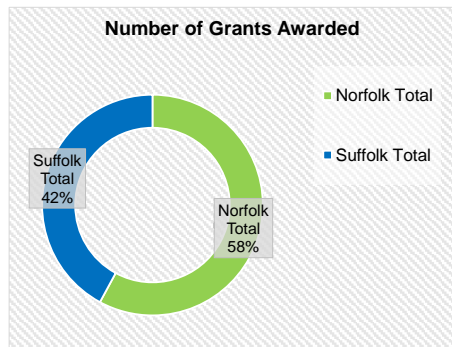
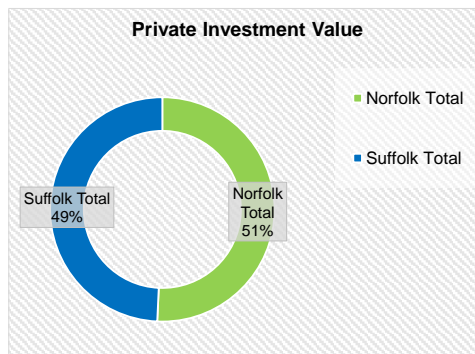
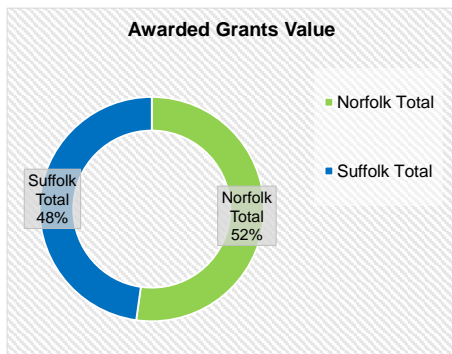


GTI/ ERDF Grants (£1,000 - £25,000) Awarded (including projects which have been withdrawn thereafter)

Row Labels	Sum of Project Approved	Sum of Grant Awarded, £	Sum of Private Match, £	Sum of Total Project Cost, £	Sum of FTE
Norfolk					
Breckland	4	38,892	46,850	85,742	1.0
Norwich	3	63,992	72,658	136,650	0.0
King's Lynn & West Norfolk	2	25,940	30,940	56,880	0.0
South Norfolk	1	24,997	30,552	55,549	0.0
North Norfolk	1	9,409	11,501	20,910	1.0
Broadland	0	0	0	0	0.0
Great Yarmouth	0	0	0	0	0.0
Norfolk Total	11	163,230	192,501	355,731	2.0
Suffolk					
West Suffolk	4	67,068	81,973	149,041	0.0
Mid Suffolk	2	34,785	42,515	77,300	0.0
Babergh	1	25,000	35,000	60,000	0.0
East Suffolk	1	22,500	27,500	50,000	0.0
Ipswich	0	0	0	0	0.0
Suffolk Total	8	149,353	186,988	336,341	0.0
(blank)					
(blank) Total					
Grand Total	19	312,583	379,489	692,072	2.0

Norfolk Total	11	163,230	192,501	355,731	2
Suffolk Total	8	149,353	186,988	336,341	0
Total	19	312,583	379,489	692,072	2



www.newanalia.co.uk/