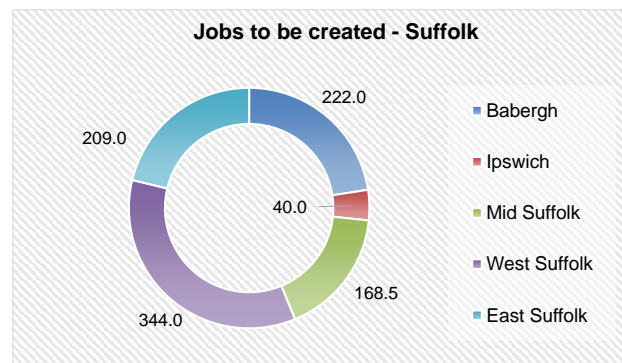
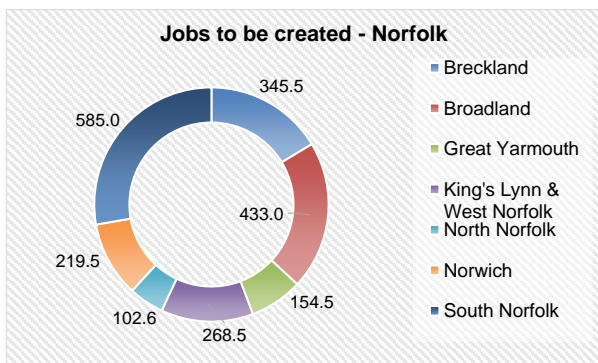
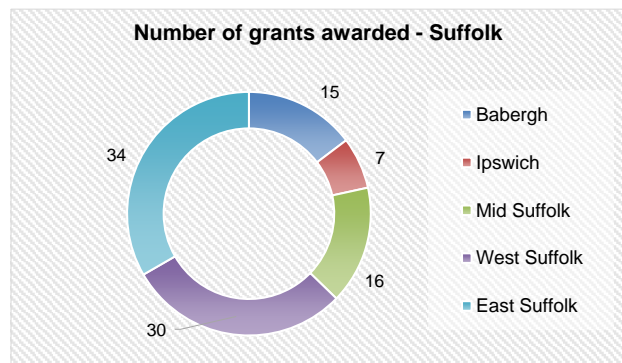
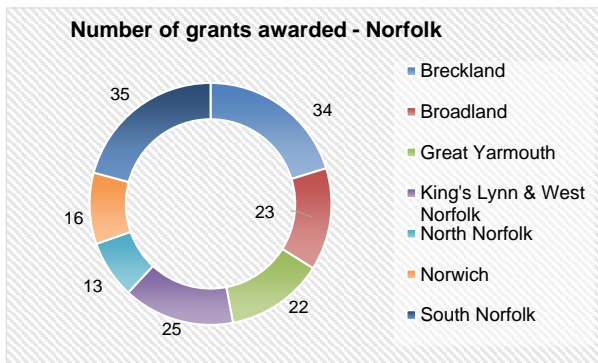
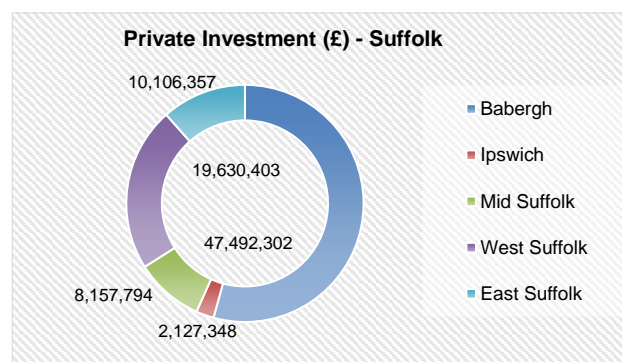
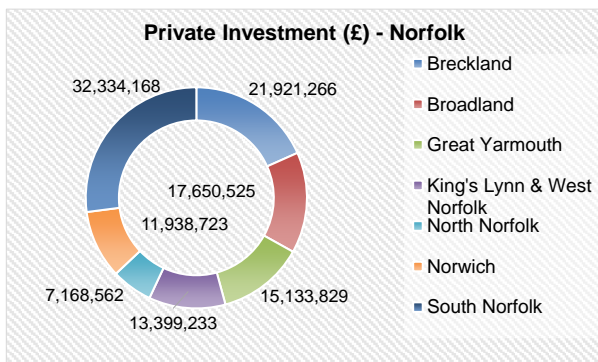
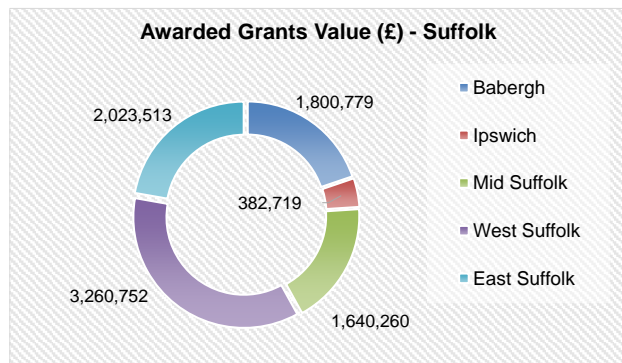
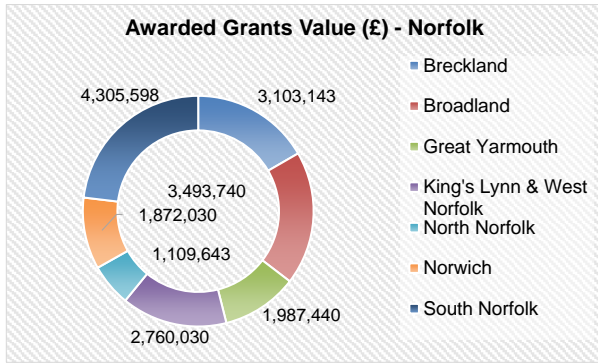


**Growing Business Fund (£25,000 - £500,000 grants)**  
 Statistics for the period of April 2013 - August 2020



**GBF Grants Awarded**

	Sum of Grant Awarded	Sum of Private Match	Sum of Total Project Cost	Sum of Project Approved	Sum of FTE
<b>Norfolk</b>					
Breckland	3,103,143	21,921,266	25,024,409	34	345.5
Broadland	3,493,740	17,650,525	21,144,265	23	433.0
Great Yarmouth	1,987,440	15,133,829	17,132,460	22	154.5
King's Lynn & West Norfolk	2,760,030	13,399,233	16,159,263	25	268.5
North Norfolk	1,109,643	7,168,562	8,278,205	13	102.6
Norwich	1,872,030	11,938,723	13,810,753	16	219.5
South Norfolk	4,305,598	32,334,168	36,639,766	35	585.0
<b>Norfolk Total</b>	<b>18,631,624</b>	<b>119,546,306</b>	<b>138,189,121</b>	<b>168</b>	<b>2108.6</b>
<b>Suffolk</b>					
Babergh	1,800,779	47,492,302	49,293,081	15	222.0
Ipswich	382,719	2,127,348	2,510,067	7	40.0
Mid Suffolk	1,640,260	8,157,794	9,798,054	16	168.5
West Suffolk	3,260,752	19,630,403	22,891,155	30	344.0
East Suffolk	2,023,513	10,106,357	12,142,370	34	209.0
<b>Suffolk Total</b>	<b>9,108,023</b>	<b>87,514,204</b>	<b>96,634,727</b>	<b>102</b>	<b>983.5</b>
<b>Grand Total</b>	<b>27,739,647</b>	<b>207,060,510</b>	<b>234,823,848</b>	<b>270</b>	<b>3,092.1</b>

<b>Norfolk Total</b>	18,631,624	119,546,306	138,189,121	168	2,108.6
<b>Suffolk Total</b>	9,108,023	87,514,204	96,634,727	102	983.5
<b>Total</b>	<b>27,739,647</b>	<b>207,060,510</b>	<b>234,823,848</b>	<b>270</b>	<b>3,092.1</b>

