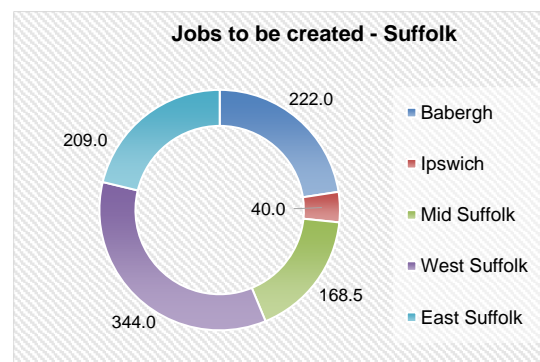
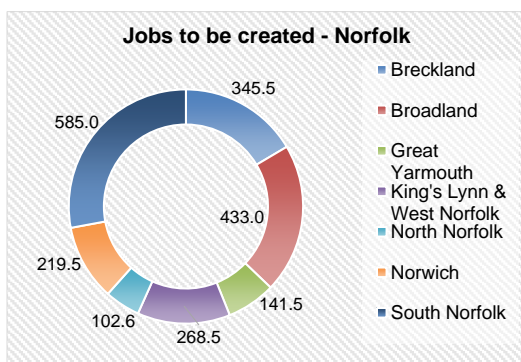
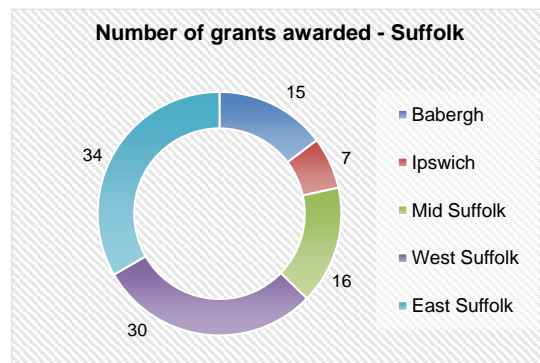
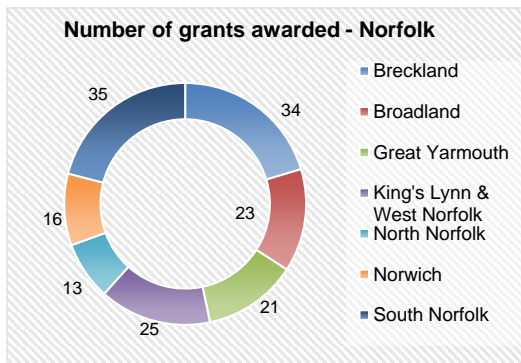
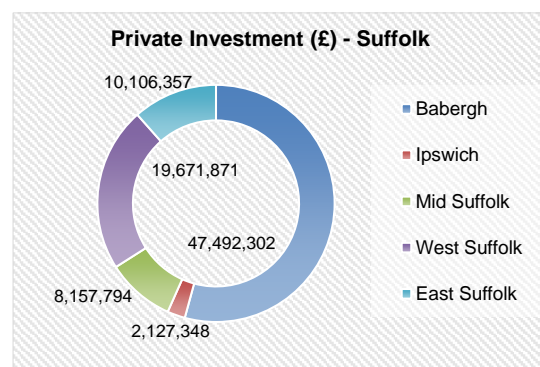
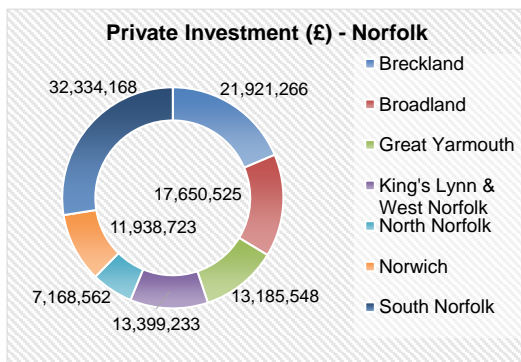
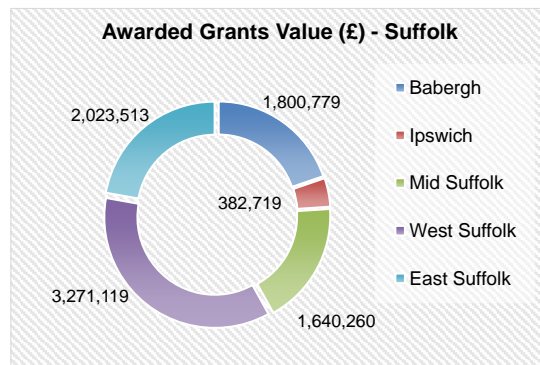
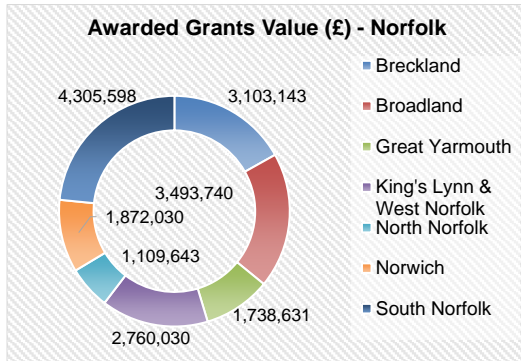


Growing Business Fund (£25,000 - £500,000 grants)
 Statistics for the period of April 2013 - June 2020



GBF Grants Awarded

	Sum of Grant Awarded	Sum of Private Match	Sum of Total Project Cost	Sum of Project Approved	Sum of FTE
Norfolk					
Breckland	3,103,143	21,921,266	25,024,409	34	345.5
Broadland	3,493,740	17,650,525	21,144,265	23	433.0
Great Yarmouth	1,738,631	13,185,548	14,924,179	21	141.5
King's Lynn & West Norfolk	2,760,030	13,399,233	16,159,263	25	268.5
North Norfolk	1,109,643	7,168,562	8,278,205	13	102.6
Norwich	1,872,030	11,938,723	13,810,753	16	219.5
South Norfolk	4,305,598	32,334,168	36,639,766	35	585.0
Norfolk Total	18,382,815	117,598,025	135,980,840	167	2095.6
Suffolk					
Babergh	1,800,779	47,492,302	49,293,081	15	222.0
Ipswich	382,719	2,127,348	2,510,067	7	40.0
Mid Suffolk	1,640,260	8,157,794	9,798,054	16	168.5
West Suffolk	3,271,119	19,671,871	22,942,990	30	344.0
East Suffolk	2,023,513	10,106,357	12,142,370	34	209.0
Suffolk Total	9,118,390	87,555,672	96,686,562	102	983.5
Grand Total	27,501,205	205,153,697	232,667,402	269	3,079.1

Norfolk Total	18,382,815	117,598,025	135,980,840	167	2,095.6
Suffolk Total	9,118,390	87,555,672	96,686,562	102	983.5
Total	27,501,205	205,153,697	232,667,402	269	3,079.1

