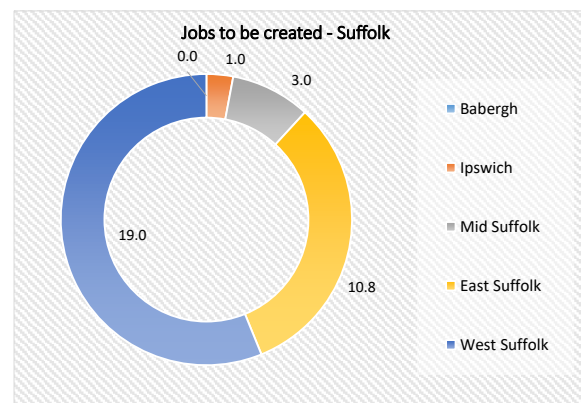
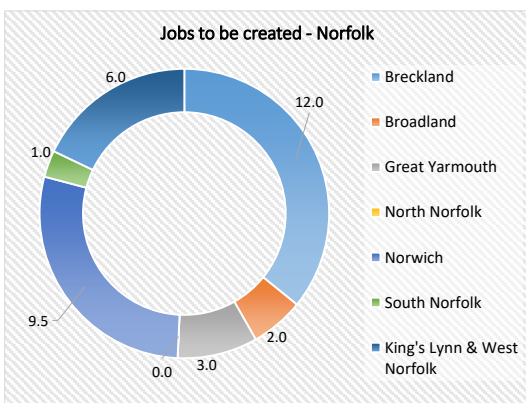
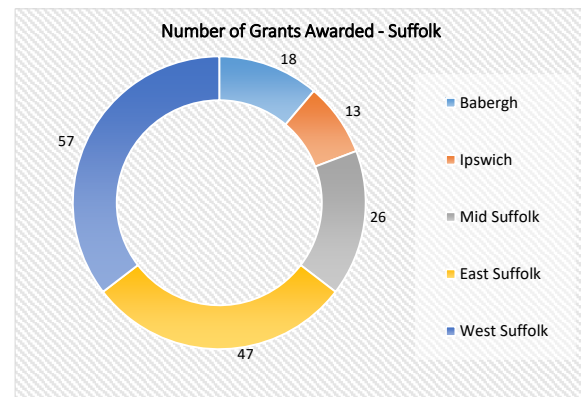
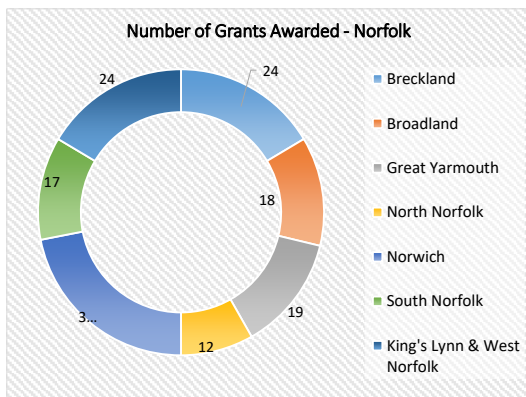
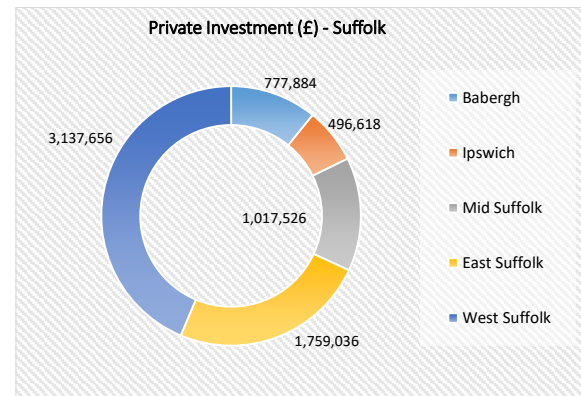
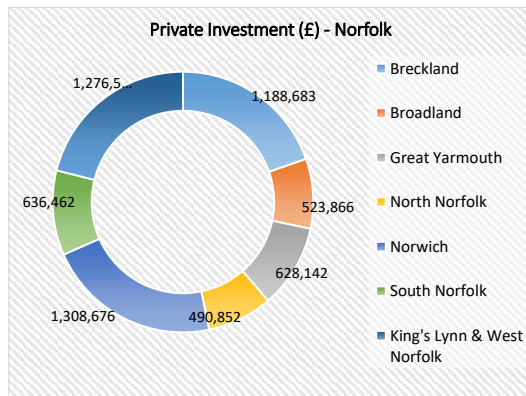
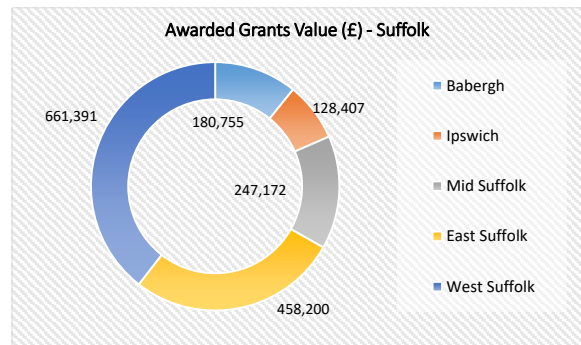
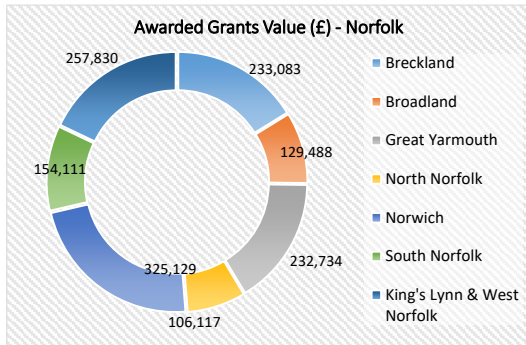


**New Anglia Business Growth Programme (ERDF)**

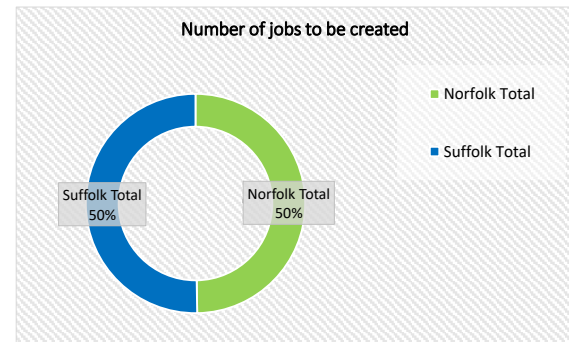
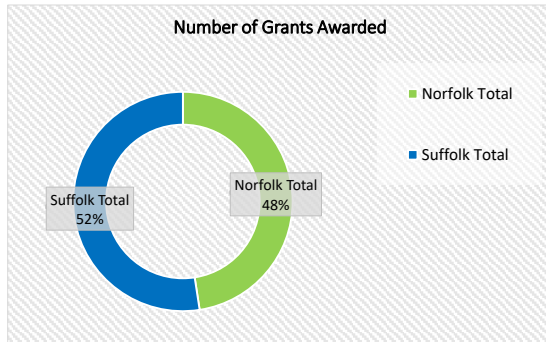
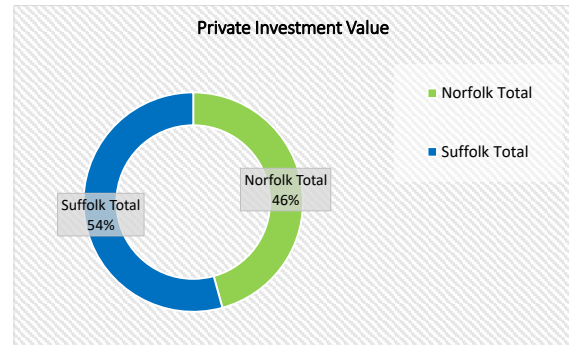
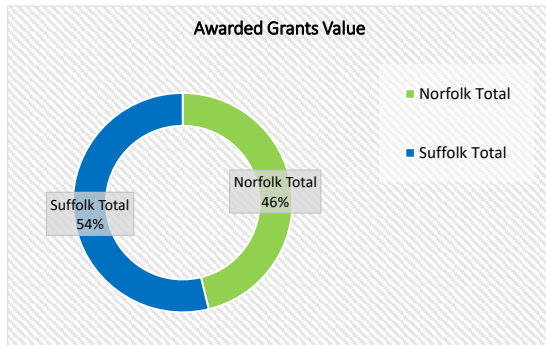
**Small Grant Scheme (£1,000 - £25,000 grants)**

**Statistics for the period of August 2016 - May 2019**



SGS/ ERDF Grants (£1,000 - £25,000) Awarded (including projects which have been withdrawn thereafter)

Row Labels	Sum of Grant Awarded	Sum of Private Match	Sum of Total Project Cost	Count of No	Sum of FTE
<b>Norfolk</b>					
Breckland	233,083	1,188,683	1,421,766	24	12.0
Broadland	129,488	523,866	653,354	18	2.0
Great Yarmouth	232,734	628,142	860,876	19	3.0
North Norfolk	106,117	490,852	596,969	12	0.0
Norwich	325,129	1,308,676	1,633,805	32	9.5
South Norfolk	154,111	636,462	790,573	17	1.0
King's Lynn & West Norfolk	257,830	1,276,528	1,534,358	24	6.0
<b>Norfolk Total</b>	<b>1,438,492</b>	<b>6,053,208</b>	<b>7,491,700</b>	<b>146</b>	<b>33.5</b>
<b>Suffolk</b>					
Babergh	180,755	777,884	958,639	18	0.0
Ipswich	128,407	496,618	625,025	13	1.0
Mid Suffolk	247,172	1,017,526	1,264,699	26	3.0
East Suffolk	458,200	1,759,036	2,217,236	47	10.8
West Suffolk	661,391	3,137,656	3,799,047	57	19.0
<b>Suffolk Total</b>	<b>1,675,926</b>	<b>7,188,721</b>	<b>8,864,647</b>	<b>161</b>	<b>33.8</b>
<b>(blank)</b>					
<b>Norfolk Total</b>	<b>1,438,492</b>	<b>6,053,208</b>	<b>7,491,700</b>	<b>146</b>	<b>33.5</b>
<b>Suffolk Total</b>	<b>1,675,926</b>	<b>7,188,721</b>	<b>8,864,647</b>	<b>161</b>	<b>33.8</b>
<b>Total</b>	<b>3,114,418</b>	<b>13,241,929</b>	<b>16,356,347</b>	<b>307</b>	<b>67.3</b>



[www.newanglia.co.uk/small-grant-scheme/](http://www.newanglia.co.uk/small-grant-scheme/)