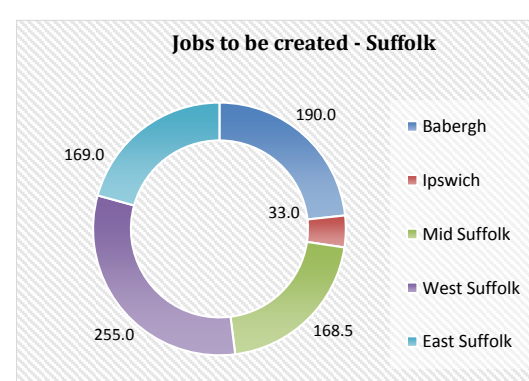
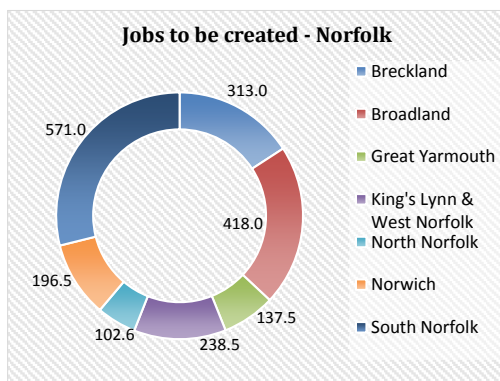
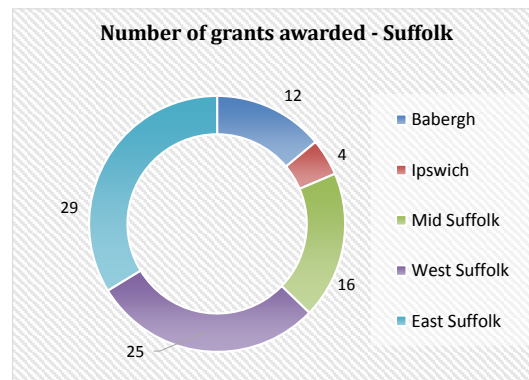
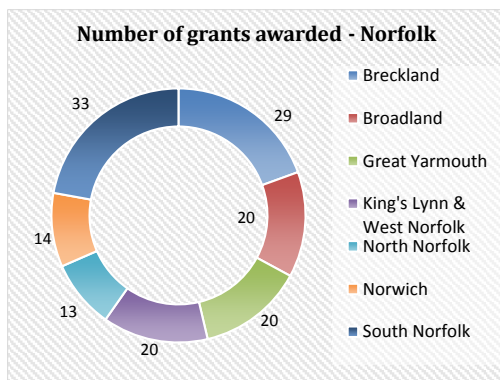
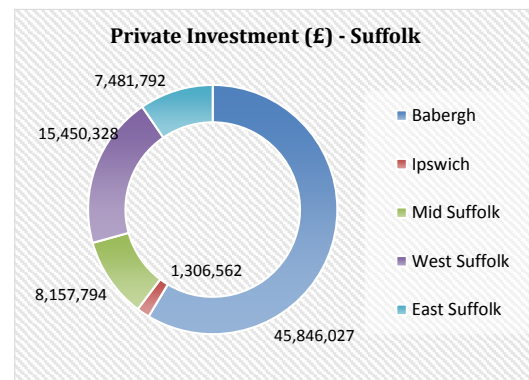
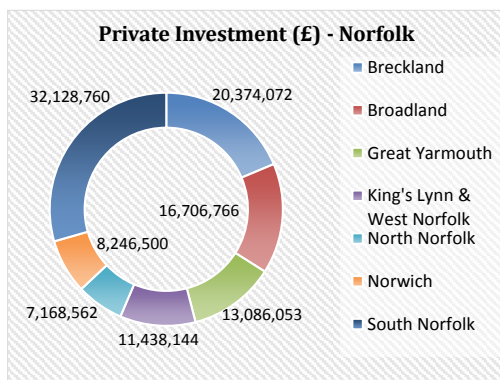
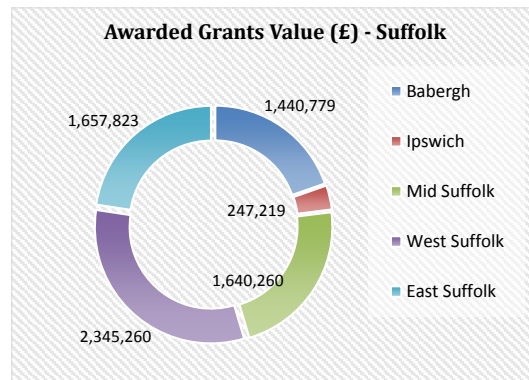
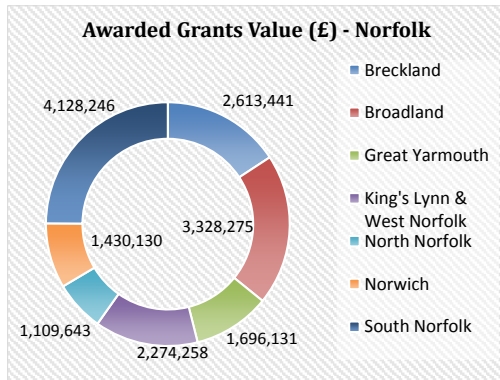


Growing Business Fund (£25,000 - £500,000 grants)

Statistics for the period of April 2013 - May 2019



GBF Grants Awarded

Row Labels	Sum of Grant Awarded	Sum of Private Match	Sum of Total Project Cost	Sum of Project Approved	Sum of FTE
Norfolk					
Breckland	2,613,441	20,374,072	22,987,513	29	313.0
Broadland	3,328,275	16,706,766	20,035,041	20	418.0
Great Yarmouth	1,696,131	13,086,053	14,782,184	20	137.5
King's Lynn & West Norfolk	2,274,258	11,438,144	13,712,402	20	238.5
North Norfolk	1,109,643	7,168,562	8,278,205	13	102.6
Norwich	1,430,130	8,246,500	9,676,630	14	196.5
South Norfolk	4,128,246	32,128,760	36,257,006	33	571.0
Norfolk Total	16,580,124	109,148,857	125,728,981	149	1,977.1
Suffolk					
Babergh	1,440,779	45,846,027	47,286,806	12	190.0
Ipswich	247,219	1,306,562	1,553,781	4	33.0
Mid Suffolk	1,640,260	8,157,794	9,798,054	16	168.5
West Suffolk	2,345,260	15,450,328	17,795,588	25	255.0
East Suffolk	1,657,823	7,481,792	9,139,615	29	169.0
Suffolk Total	7,331,341	78,242,503	85,573,844	86	815.5
Grand Total	23,911,465	187,391,360	211,302,825	235	2,792.6

Norfolk Total	16,580,124	109,148,857	125,728,981	149	1,977.1
Suffolk Total	7,331,341	78,242,503	85,573,844	86	815.5
Total	23,911,465	187,391,360	211,302,825	235	2,792.6

