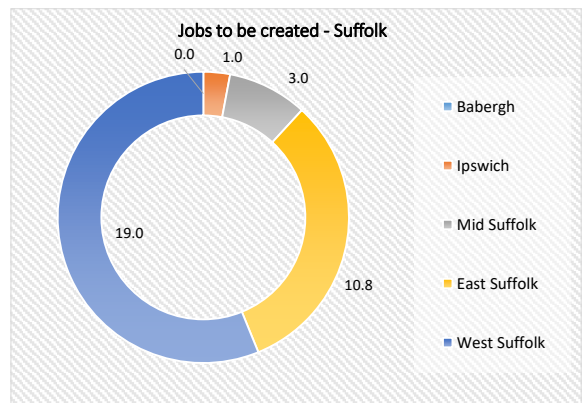
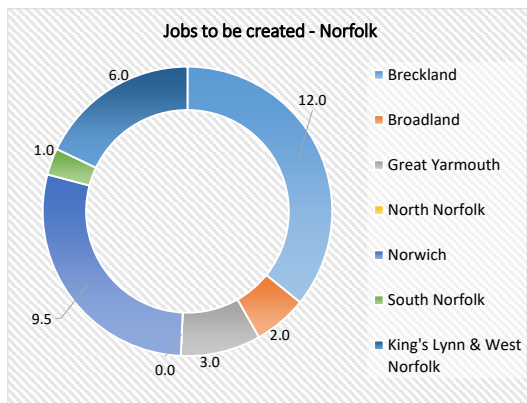
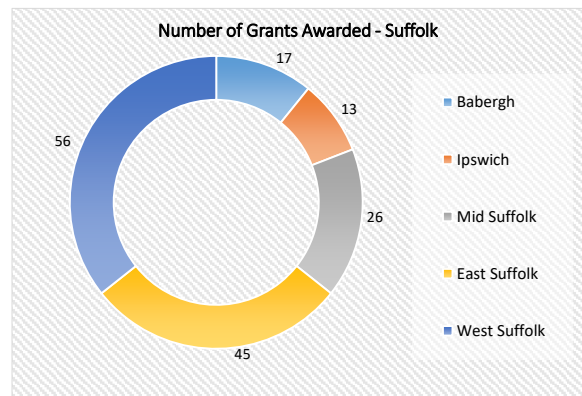
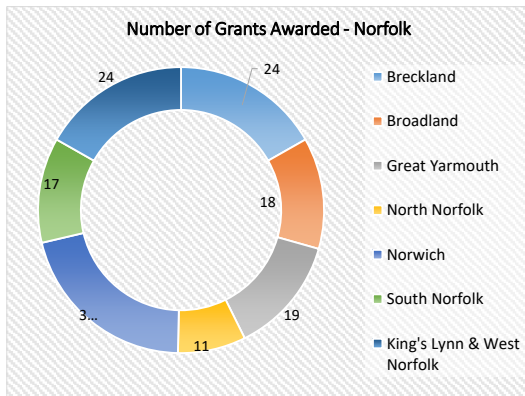
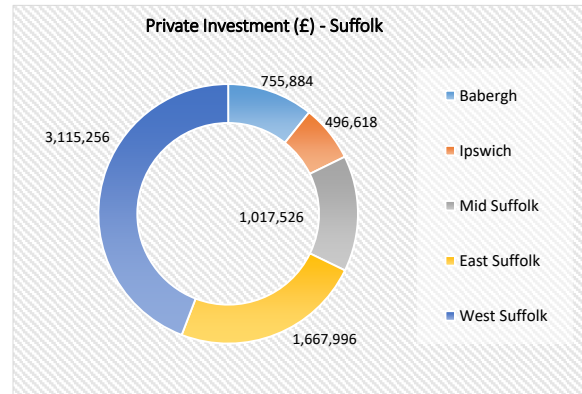
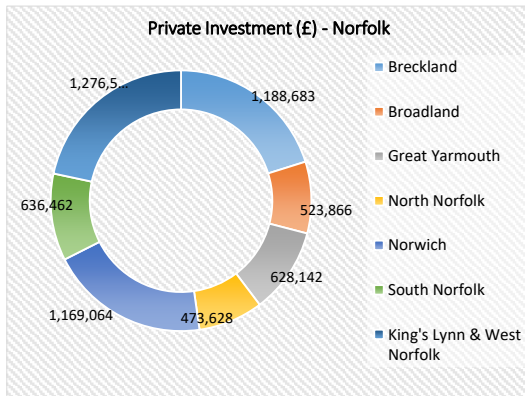
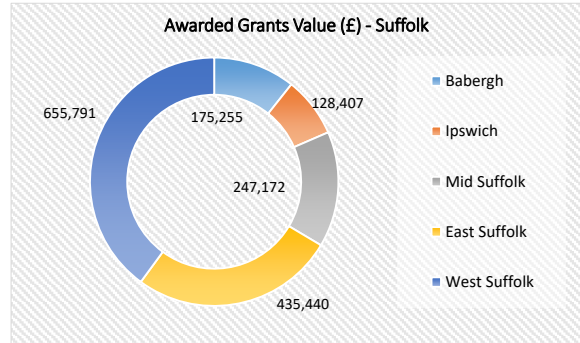
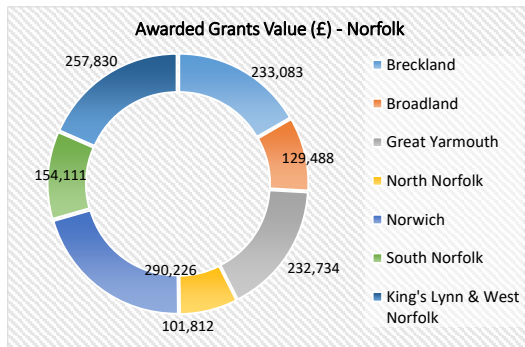


New Anglia Business Growth Programme (ERDF)

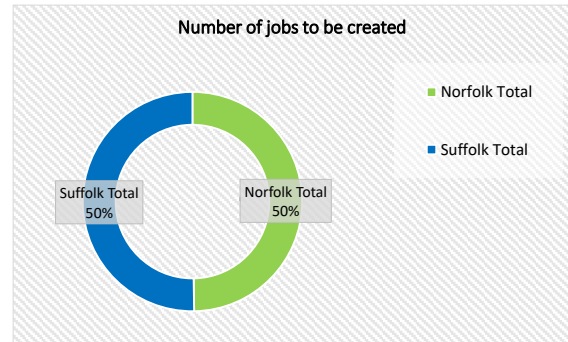
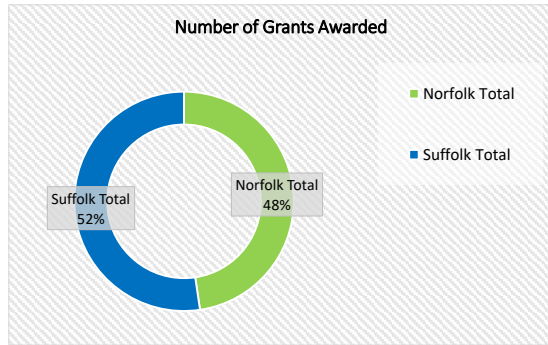
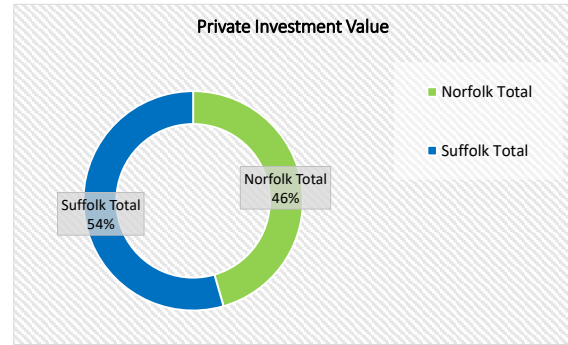
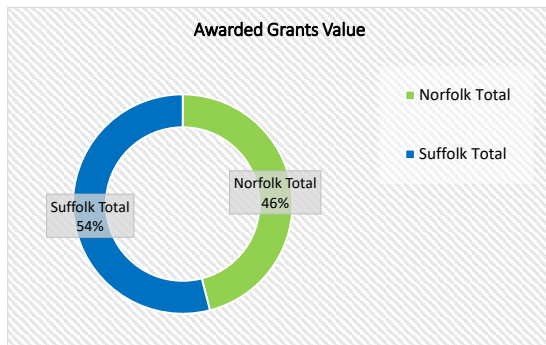
Small Grant Scheme (£1,000 - £25,000 grants)

Statistics for the period of August 2016 - April 2019



SGS/ ERDF Grants (£1,000 - £25,000) Awarded (including projects which have been withdrawn thereafter)

Row Labels	Sum of Grant Awarded	Sum of Private Match	Sum of Total Project Cost	Count of No	Sum of FTE
Norfolk					
Breckland	233,083	1,188,683	1,421,766	24	12.0
Broadland	129,488	523,866	653,354	18	2.0
Great Yarmouth	232,734	628,142	860,876	19	3.0
North Norfolk	101,812	473,628	575,440	11	0.0
Norwich	290,226	1,169,064	1,459,290	30	9.5
South Norfolk	154,111	636,462	790,573	17	1.0
King's Lynn & West Norfolk	257,830	1,276,528	1,534,358	24	6.0
Norfolk Total	1,399,284	5,896,372	7,295,656	143	33.5
Suffolk					
Babergh	175,255	755,884	931,139	17	0.0
Ipswich	128,407	496,618	625,025	13	1.0
Mid Suffolk	247,172	1,017,526	1,264,699	26	3.0
East Suffolk	435,440	1,667,996	2,103,436	45	10.8
West Suffolk	655,791	3,115,256	3,771,047	56	19.0
Suffolk Total	1,642,066	7,053,281	8,695,347	157	33.8
(blank)					
Norfolk Total	1,399,284	5,896,372	7,295,656	143	33.5
Suffolk Total	1,642,066	7,053,281	8,695,347	157	33.8
Total	3,041,350	12,949,653	15,991,003	300	67.3



www.newanglia.co.uk/small-grant-scheme/