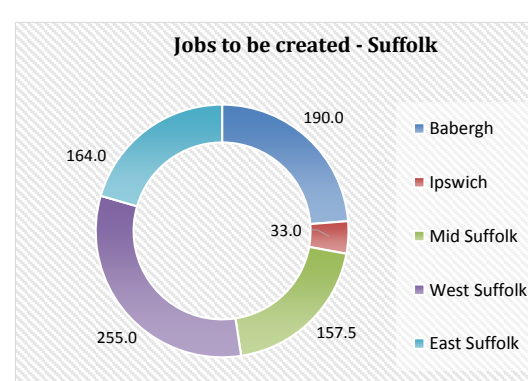
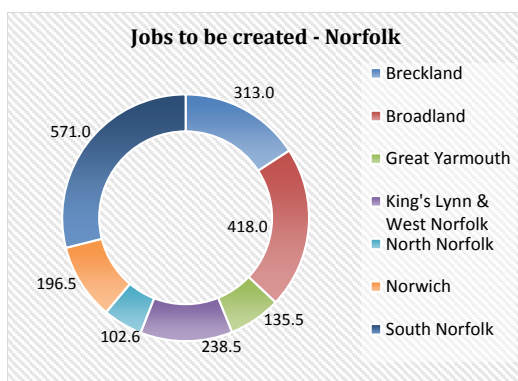
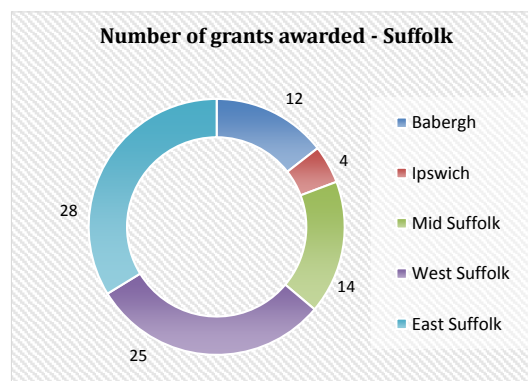
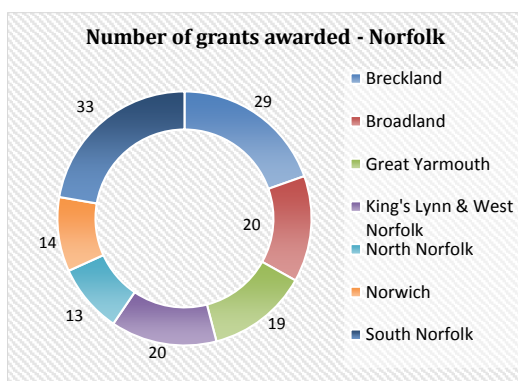
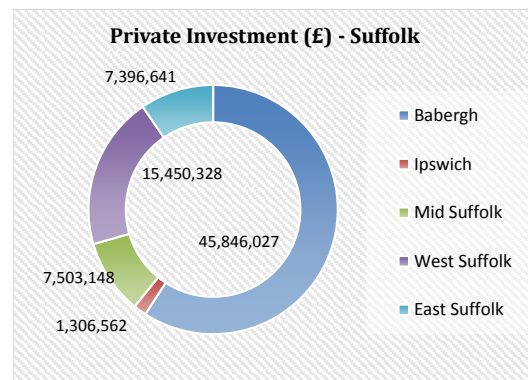
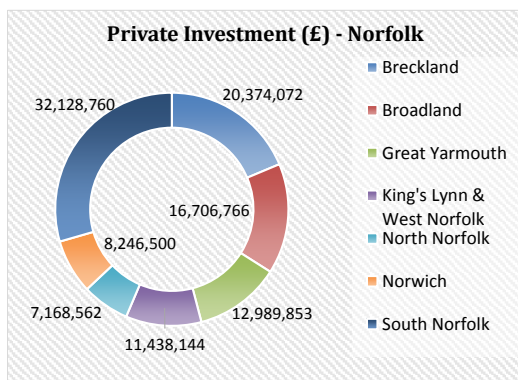
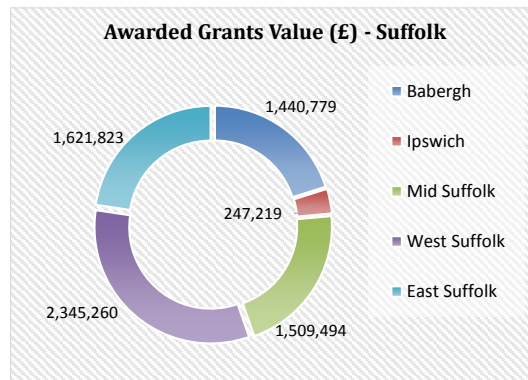
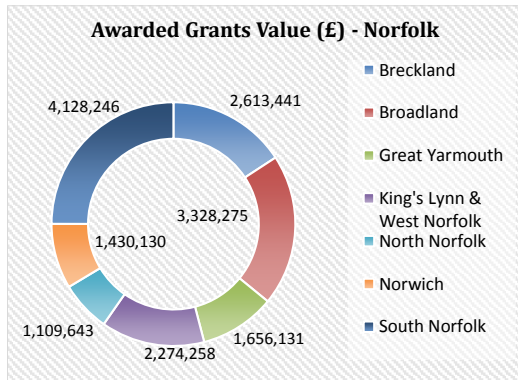


# Growing Business Fund (£25,000 - £500,000 grants)

Statistics for the period of April 2013 - April 2019



**GBF Grants Awarded**

Row Labels	Sum of Grant Awarded	Sum of Private Match	Sum of Total Project Cost	Sum of Project Approved	Sum of FTE
<b>Norfolk</b>					
Breckland	2,613,441	20,374,072	22,987,513	29	313.0
Broadland	3,328,275	16,706,766	20,035,041	20	418.0
Great Yarmouth	1,656,131	12,989,853	14,645,984	19	135.5
King's Lynn & West Norfolk	2,274,258	11,438,144	13,712,402	20	238.5
North Norfolk	1,109,643	7,168,562	8,278,205	13	102.6
Norwich	1,430,130	8,246,500	9,676,630	14	196.5
South Norfolk	4,128,246	32,128,760	36,257,006	33	571.0
<b>Norfolk Total</b>	<b>16,540,124</b>	<b>109,052,657</b>	<b>125,592,781</b>	<b>148</b>	<b>1,975.1</b>
<b>Suffolk</b>					
Babergh	1,440,779	45,846,027	47,286,806	12	190.0
Ipswich	247,219	1,306,562	1,553,781	4	33.0
Mid Suffolk	1,509,494	7,503,148	9,012,642	14	157.5
West Suffolk	2,345,260	15,450,328	17,795,588	25	255.0
East Suffolk	1,621,823	7,396,641	9,018,464	28	164.0
<b>Suffolk Total</b>	<b>7,164,575</b>	<b>77,502,706</b>	<b>84,667,281</b>	<b>83</b>	<b>799.5</b>
<b>Norfolk Total</b>	<b>16,540,124</b>	<b>109,052,657</b>	<b>125,592,781</b>	<b>148</b>	<b>1,975.1</b>
<b>Suffolk Total</b>	<b>7,164,575</b>	<b>77,502,706</b>	<b>84,667,281</b>	<b>83</b>	<b>799.5</b>
<b>Total</b>	<b>23,704,699</b>	<b>186,555,363</b>	<b>210,260,062</b>	<b>231</b>	<b>2,774.6</b>

