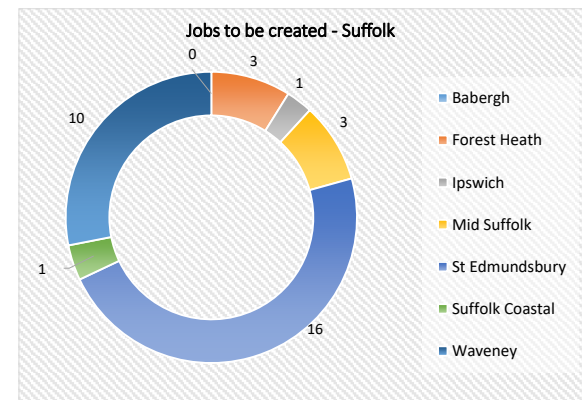
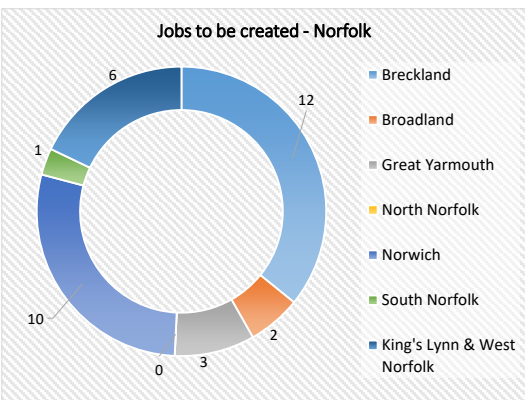
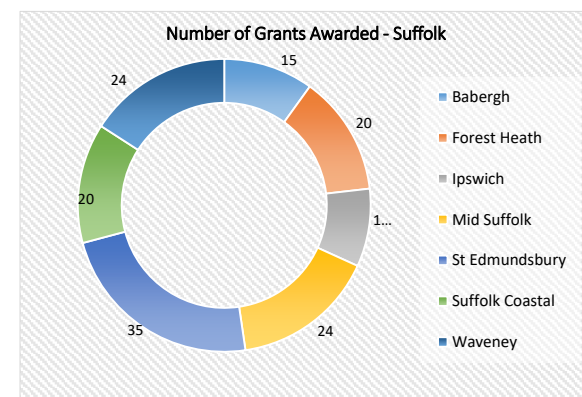
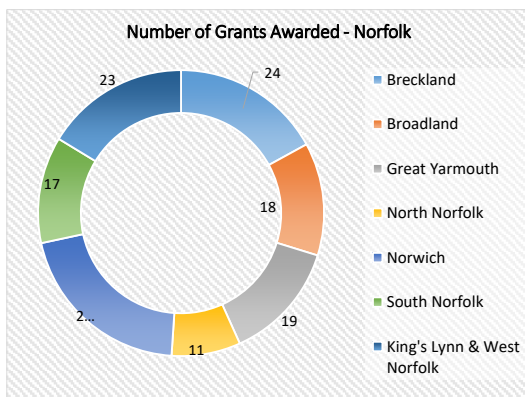
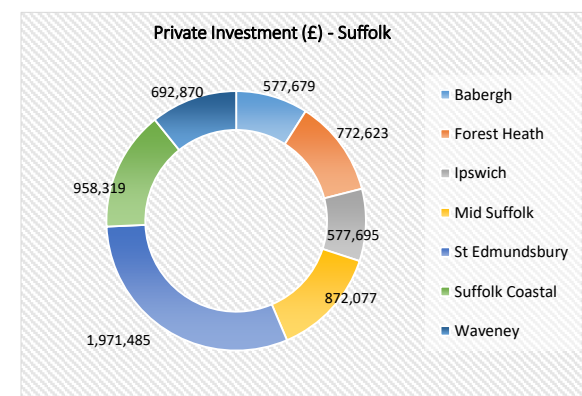
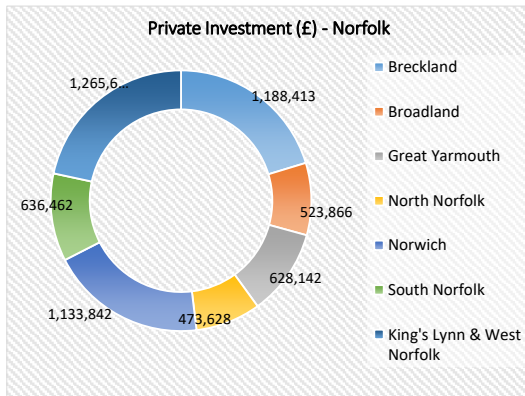
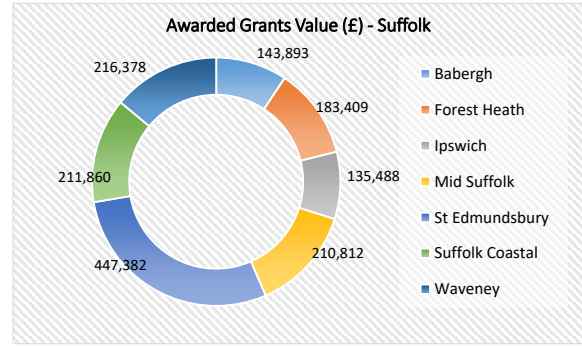
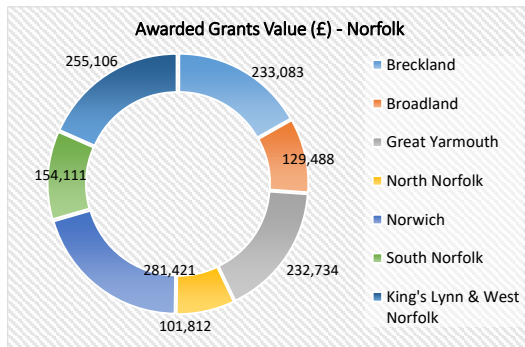


New Anglia Business Growth Programme (ERDF)

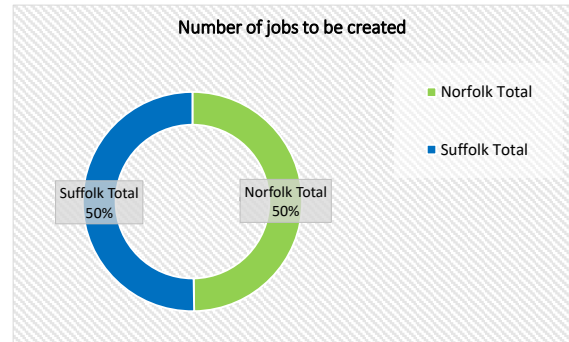
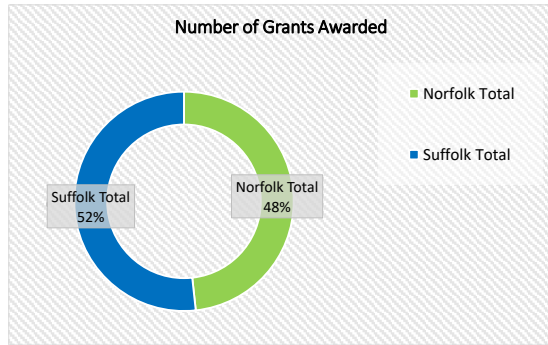
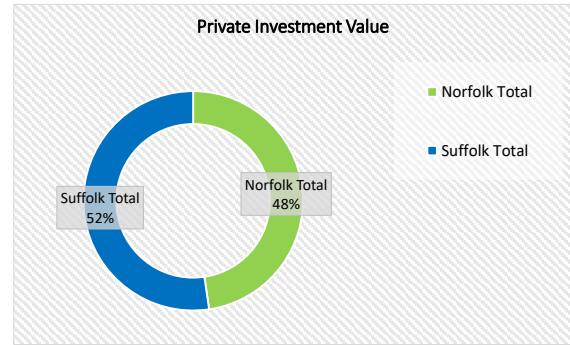
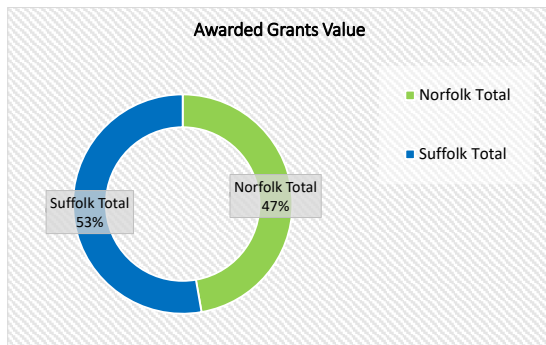
Small Grant Scheme (£1,000 - £25,000 grants)

Statistics for the period of August 2016 - March 2019



SGS/ ERDF Grants (£1,000 - £25,000) Awarded (including projects which have been withdrawn thereafter)

Row Labels	Sum of Grant Awarded	Sum of Private Match	Sum of Total Project Cost	Count of No	Sum of FTE
Norfolk					
Breckland	233,083	1,188,413	1,421,496	24	12
Broadland	129,488	523,866	653,354	18	2
Great Yarmouth	232,734	628,142	860,876	19	3
North Norfolk	101,812	473,628	575,440	11	0
Norwich	281,421	1,133,842	1,415,263	29	10
South Norfolk	154,111	636,462	790,573	17	1
King's Lynn & West Norfolk	255,106	1,265,628	1,520,734	23	6
Norfolk Total	1,387,755	5,849,980	7,237,735	141	34
Suffolk					
Babergh	143,893	577,679	721,572	15	0
Forest Heath	183,409	772,623	956,032	20	3
Ipswich	135,488	577,695	713,183	13	1
Mid Suffolk	210,812	872,077	1,082,890	24	3
St Edmundsbury	447,382	1,971,485	2,418,867	35	16
Suffolk Coastal	211,860	958,319	1,170,178	20	1
Waveney	216,378	692,870	909,248	24	10
Suffolk Total	1,549,222	6,422,749	7,971,971	151	34
Norfolk Total	1,387,755	5,849,980	7,237,735	141	34
Suffolk Total	1,549,222	6,422,749	7,971,971	151	34
Total	2,936,977	12,272,729	15,209,706	292	67



www.newanglia.co.uk/small-grant-scheme/