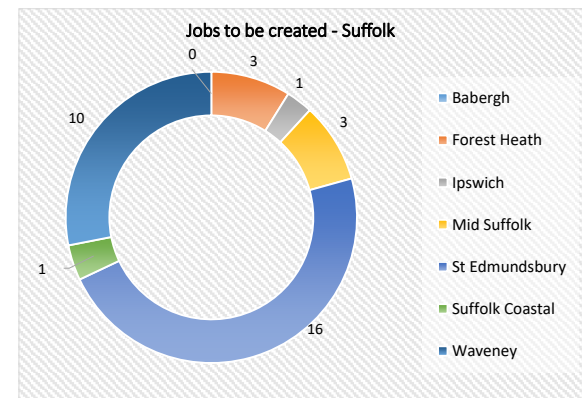
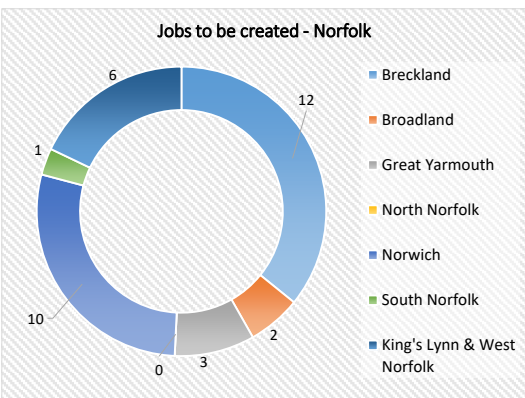
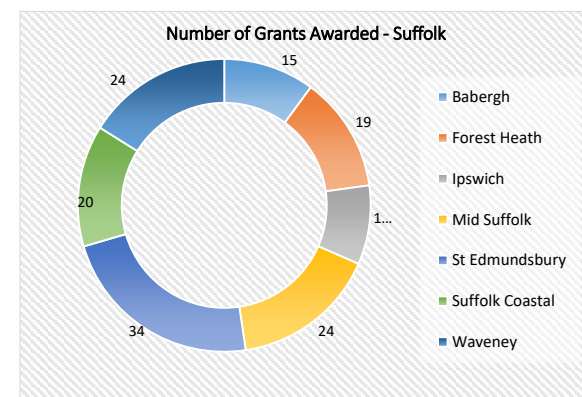
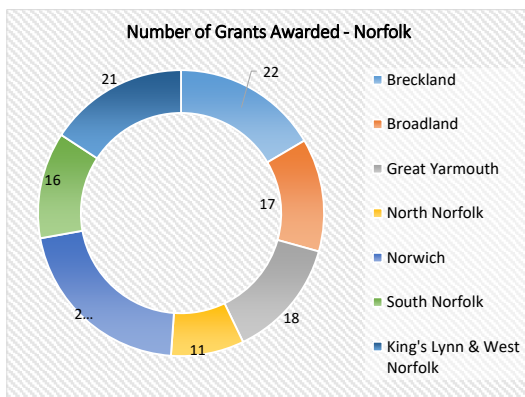
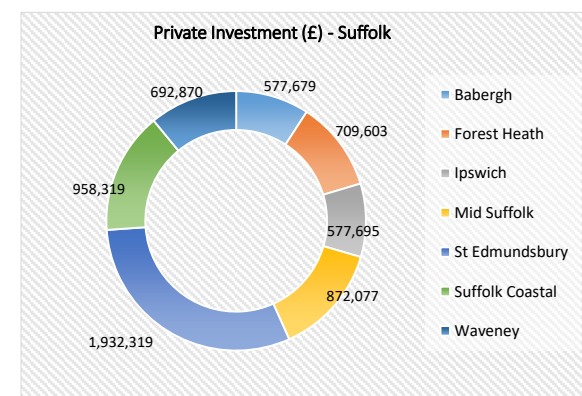
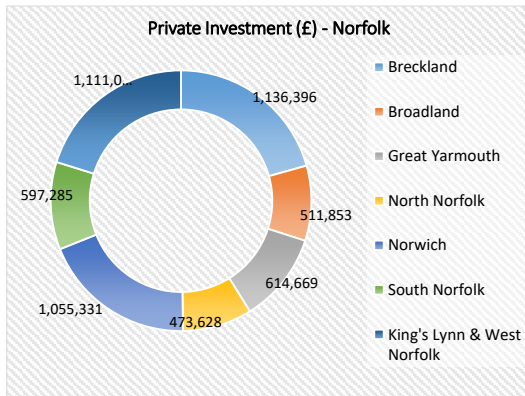
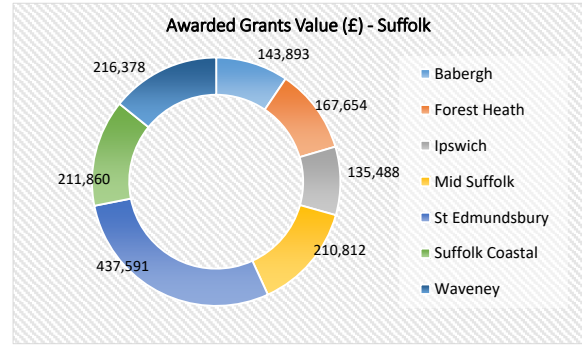
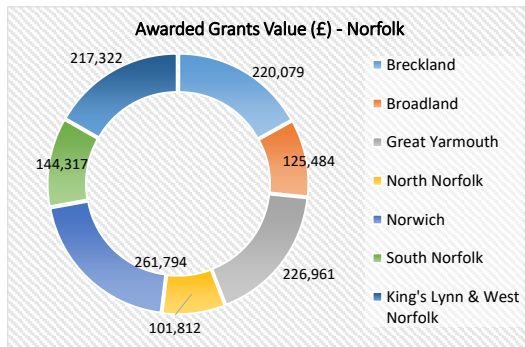


New Anglia Business Growth Programme (ERDF)

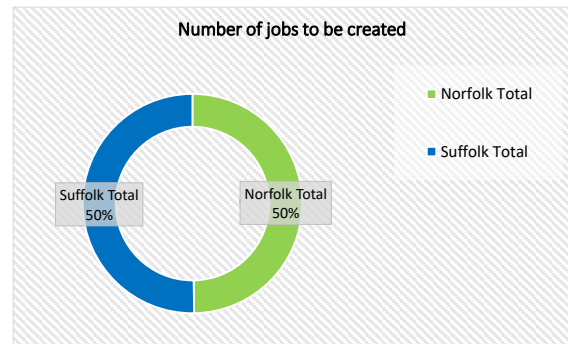
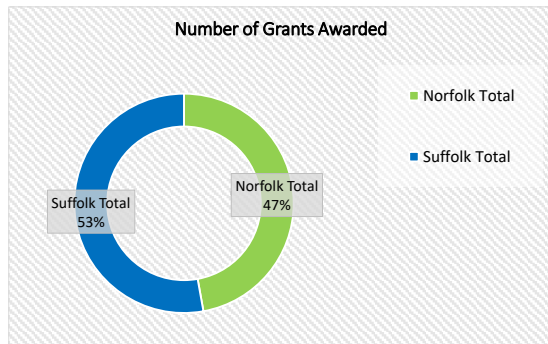
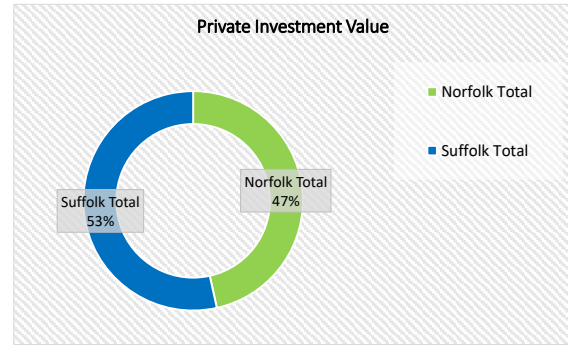
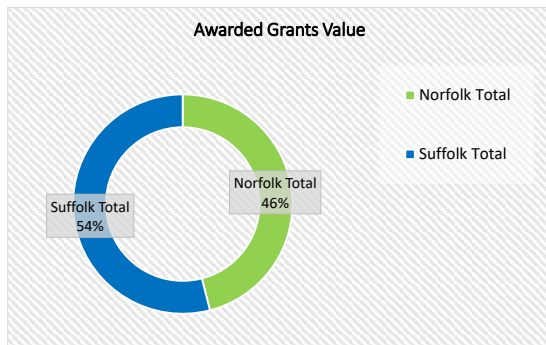
Small Grant Scheme (£1,000 - £25,000 grants)

Statistics for the period of August 2016 - February 2019



SGS/ ERDF Grants (£1,000 - £25,000) Awarded (including projects which have been withdrawn thereafter)

Row Labels	Sum of Grant Awarded	Sum of Private Match	Sum of Total Project Cost	Count of No	Sum of FTE
<b>Norfolk</b>					
Breckland	220,079	1,136,396	1,356,475	22	12
Broadland	125,484	511,853	637,337	17	2
Great Yarmouth	226,961	614,669	841,630	18	3
North Norfolk	101,812	473,628	575,440	11	0
Norwich	261,794	1,055,331	1,317,125	28	10
South Norfolk	144,317	597,285	741,602	16	1
King's Lynn & West Norfolk	217,322	1,111,027	1,328,349	21	6
<b>Norfolk Total</b>	<b>1,297,769</b>	<b>5,500,188</b>	<b>6,797,957</b>	<b>133</b>	<b>34</b>
<b>Suffolk</b>					
Babergh	143,893	577,679	721,572	15	0
Forest Heath	167,654	709,603	877,257	19	3
Ipswich	135,488	577,695	713,183	13	1
Mid Suffolk	210,812	872,077	1,082,890	24	3
St Edmundsbury	437,591	1,932,319	2,369,910	34	16
Suffolk Coastal	211,860	958,319	1,170,178	20	1
Waveney	216,378	692,870	909,248	24	10
<b>Suffolk Total</b>	<b>1,523,676</b>	<b>6,320,563</b>	<b>7,844,239</b>	<b>149</b>	<b>34</b>
<b>Norfolk Total</b>	<b>1,297,769</b>	<b>5,500,188</b>	<b>6,797,957</b>	<b>133</b>	<b>34</b>
<b>Suffolk Total</b>	<b>1,523,676</b>	<b>6,320,563</b>	<b>7,844,239</b>	<b>149</b>	<b>34</b>
<b>Total</b>	<b>2,821,445</b>	<b>11,820,751</b>	<b>14,642,196</b>	<b>282</b>	<b>67</b>



[www.newanglia.co.uk/small-grant-scheme/](http://www.newanglia.co.uk/small-grant-scheme/)