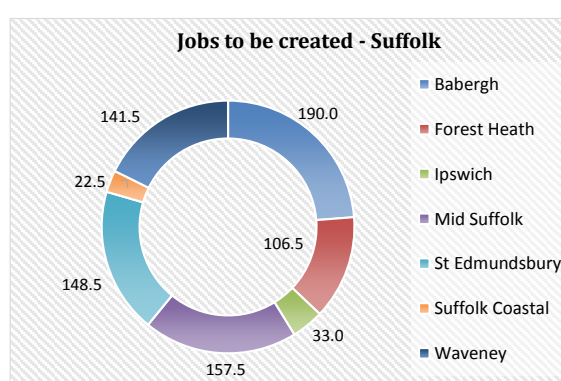
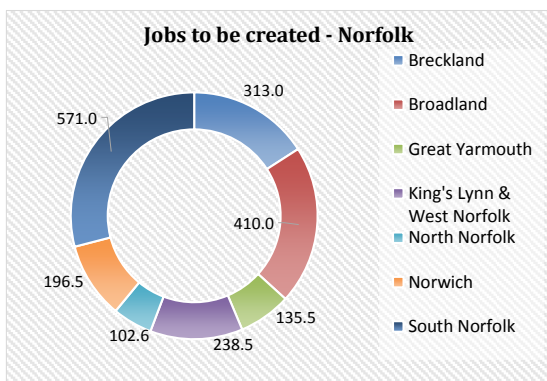
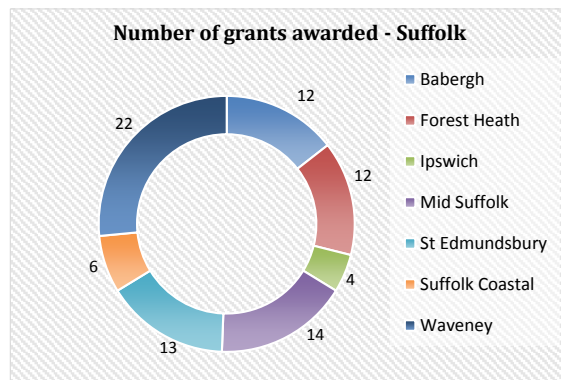
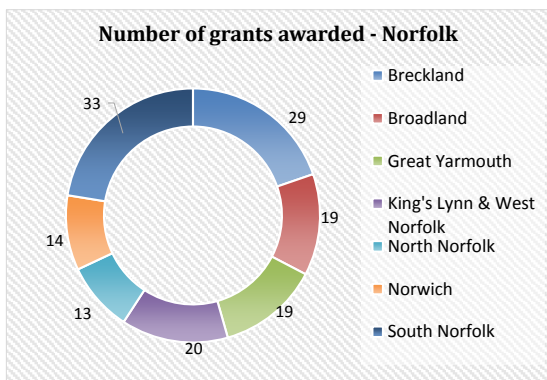
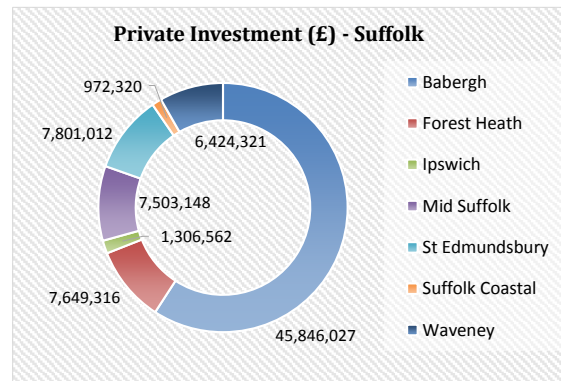
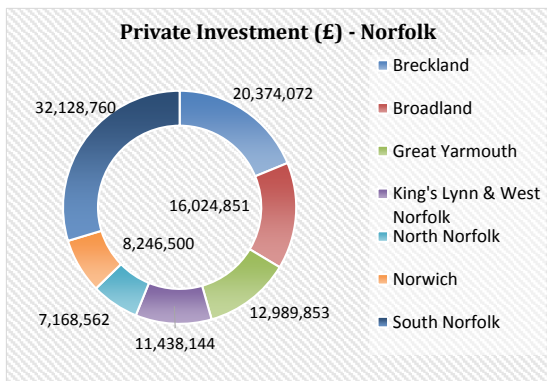
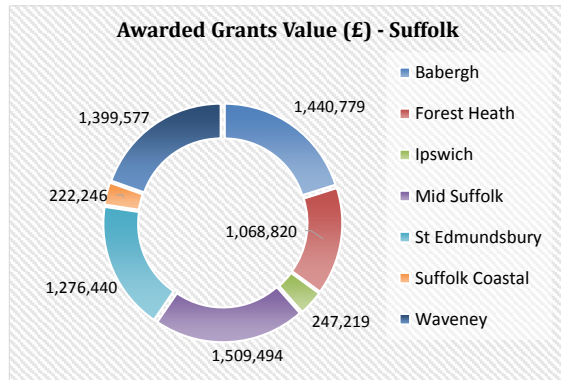
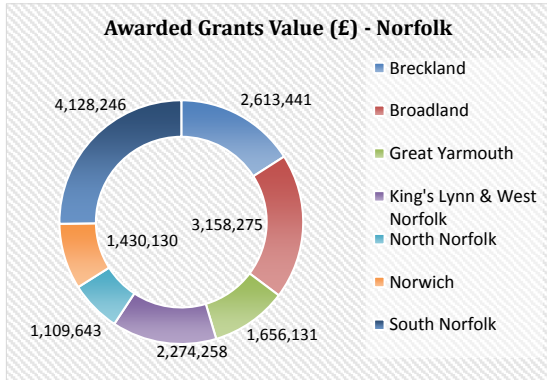


**Growing Business Fund (£25,000 - £500,000 grants)**  
 Statistics for the period of April 2013 - March 2019



**GBF Grants Awarded**

Row Labels	Sum of Grant Awarded	Sum of Private Match	Sum of Total Project Cost	Sum of Project Approved	Sum of FTE
<b>Norfolk</b>					
Breckland	2,613,441	20,374,072	22,987,513	29	313.0
Broadland	3,158,275	16,024,851	19,183,126	19	410.0
Great Yarmouth	1,656,131	12,989,853	14,645,984	19	135.5
King's Lynn & West Norfolk	2,274,258	11,438,144	13,712,402	20	238.5
North Norfolk	1,109,643	7,168,562	8,278,205	13	102.6
Norwich	1,430,130	8,246,500	9,676,630	14	196.5
South Norfolk	4,128,246	32,128,760	36,257,006	33	571.0
<b>Norfolk Total</b>	<b>16,370,124</b>	<b>108,370,742</b>	<b>124,740,866</b>	<b>147</b>	<b>1967.1</b>
<b>Suffolk</b>					
Babergh	1,440,779	45,846,027	47,286,806	12	190.0
Forest Heath	1,068,820	7,649,316	8,718,136	12	106.5
Ipswich	247,219	1,306,562	1,553,781	4	33.0
Mid Suffolk	1,509,494	7,503,148	9,012,642	14	157.5
St Edmundsbury	1,276,440	7,801,012	9,077,452	13	148.5
Suffolk Coastal	222,246	972,320	1,194,566	6	22.5
Waveney	1,399,577	6,424,321	7,823,898	22	141.5
<b>Suffolk Total</b>	<b>7,164,575</b>	<b>77,502,706</b>	<b>84,667,281</b>	<b>83</b>	<b>799.5</b>
<b>Grand Total</b>	<b>23,534,699</b>	<b>185,873,448</b>	<b>209,408,147</b>	<b>230</b>	<b>2766.6</b>

<b>Norfolk Total</b>	16,370,124	108,370,742	124,740,866	147	1,967.1
<b>Suffolk Total</b>	7,164,575	77,502,706	84,667,281	83	799.5
<b>Total</b>	<b>23,534,699</b>	<b>185,873,448</b>	<b>209,408,147</b>	<b>230</b>	<b>2,766.6</b>

