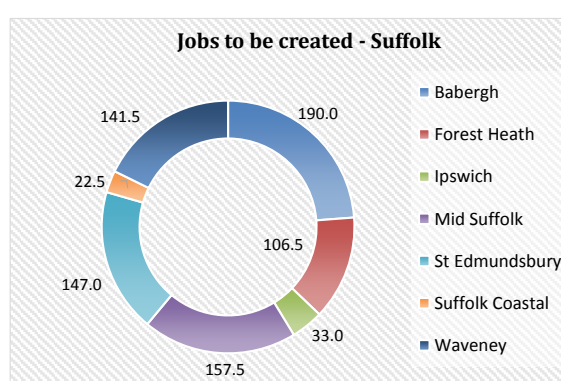
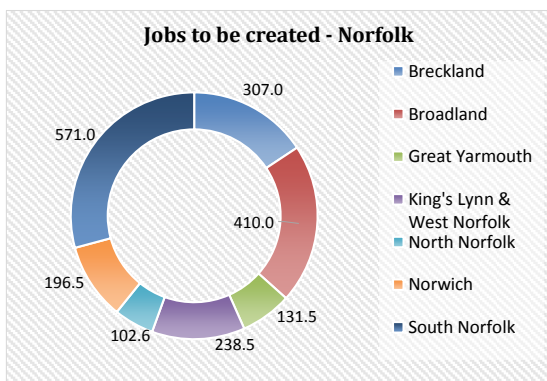
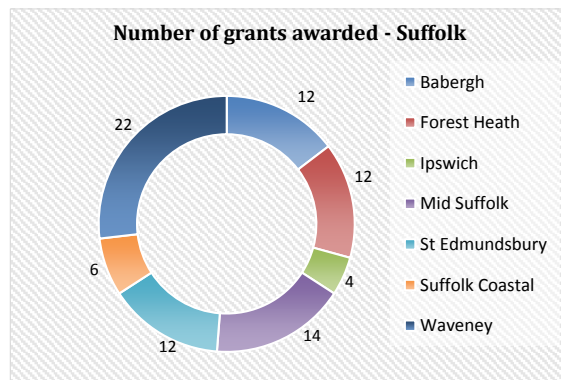
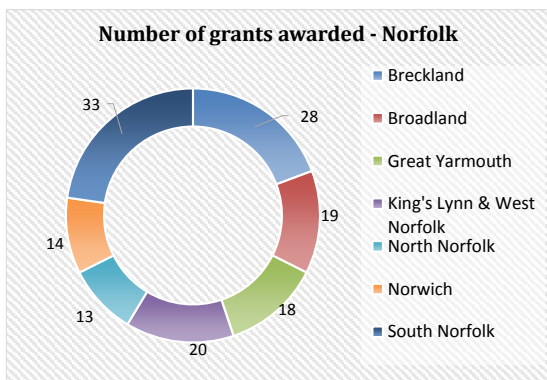
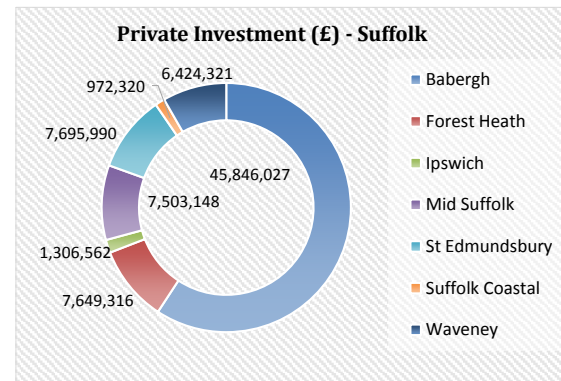
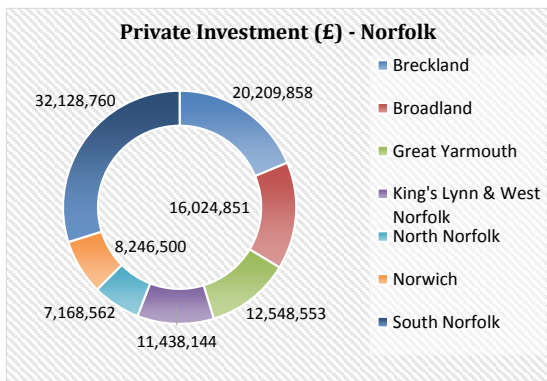
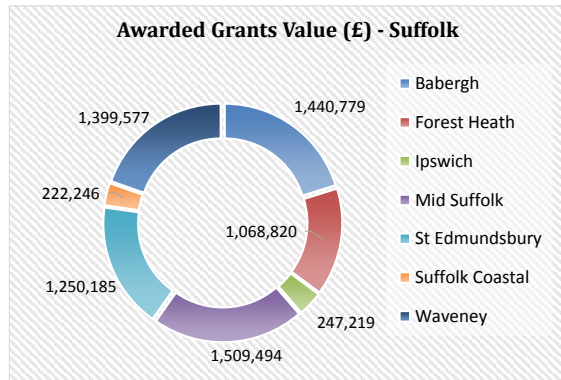
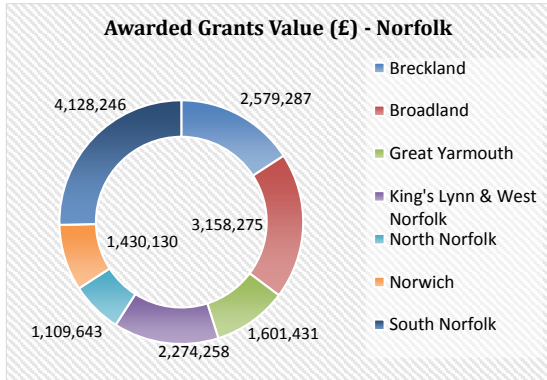


Growing Business Fund (£25,000 - £500,000 grants)
 Statistics for the period of April 2013 - February 2019



GBF Grants Awarded

Row Labels	Sum of Grant Awarded	Sum of Private Match	Sum of Total Project Cost	Sum of Project Approved	Sum of FTE
Norfolk					
Breckland	2,579,287	20,209,858	22,789,145	28	307.0
Broadland	3,158,275	16,024,851	19,183,126	19	410.0
Great Yarmouth	1,601,431	12,548,553	14,149,984	18	131.5
King's Lynn & West Norfolk	2,274,258	11,438,144	13,712,402	20	238.5
North Norfolk	1,109,643	7,168,562	8,278,205	13	102.6
Norwich	1,430,130	8,246,500	9,676,630	14	196.5
South Norfolk	4,128,246	32,128,760	36,257,006	33	571.0
Norfolk Total	16,281,270	107,765,228	124,046,498	145	1957.1
Suffolk					
Babergh	1,440,779	45,846,027	47,286,806	12	190.0
Forest Heath	1,068,820	7,649,316	8,718,136	12	106.5
Ipswich	247,219	1,306,562	1,553,781	4	33.0
Mid Suffolk	1,509,494	7,503,148	9,012,642	14	157.5
St Edmundsbury	1,250,185	7,695,990	8,946,175	12	147.0
Suffolk Coastal	222,246	972,320	1,194,566	6	22.5
Waveney	1,399,577	6,424,321	7,823,898	22	141.5
Suffolk Total	7,138,320	77,397,684	84,536,004	82	798.0
Grand Total	23,419,590	185,162,912	208,582,502	227	2755.1

Norfolk Total	16,281,270	107,765,228	124,046,498	145	1,957.1
Suffolk Total	7,138,320	77,397,684	84,536,004	82	798.0
Total	23,419,590	185,162,912	208,582,502	227	2,755.1

