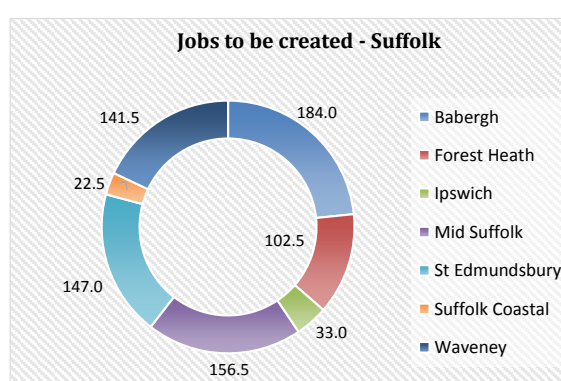
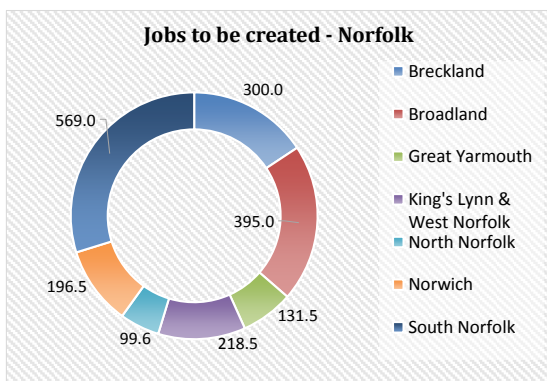
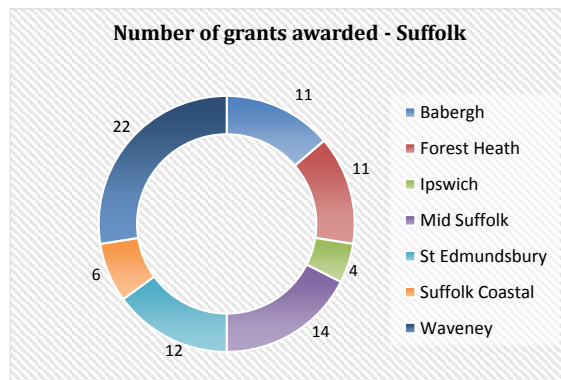
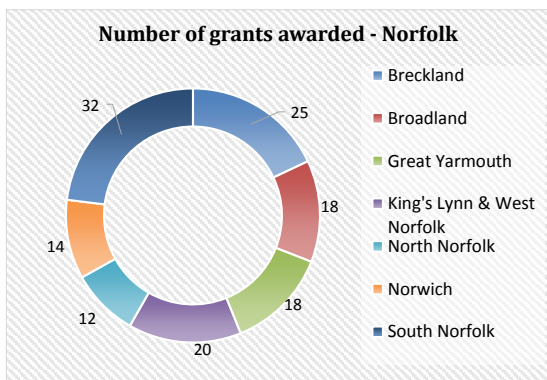
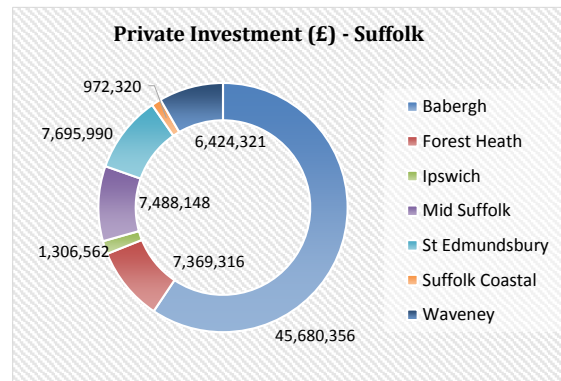
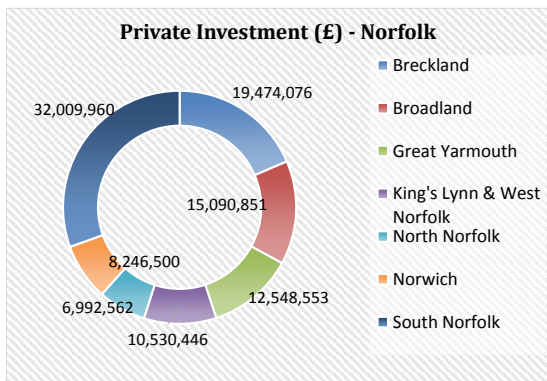
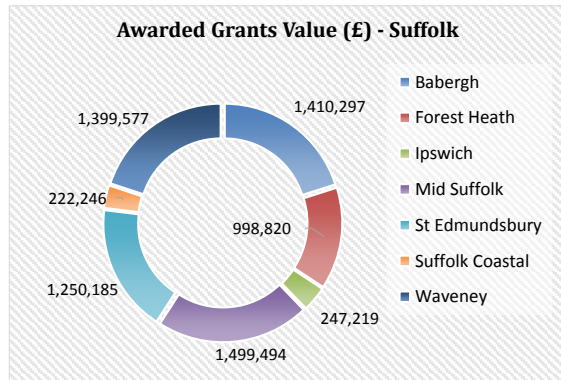
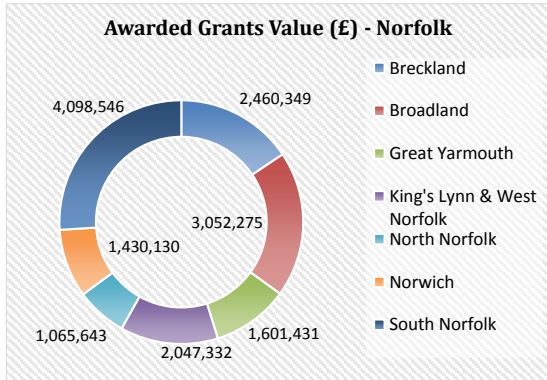


Growing Business Fund (£25,000 - £500,000 grants)
 Statistics for the period of April 2013 - January 2019



GBF Grants Awarded

Row Labels	Sum of Grant Awarded	Sum of Private Match	Sum of Total Project Cost	Sum of Project Approved	Sum of FTE
Norfolk					
Breckland	2,460,349	19,474,076	21,934,425	25	300.0
Broadland	3,052,275	15,090,851	18,143,126	18	395.0
Great Yarmouth	1,601,431	12,548,553	14,149,984	18	131.5
King's Lynn & West Norfolk	2,047,332	10,530,446	12,577,778	20	218.5
North Norfolk	1,065,643	6,992,562	8,058,205	12	99.6
Norwich	1,430,130	8,246,500	9,676,630	14	196.5
South Norfolk	4,098,546	32,009,960	36,108,506	32	569.0
Norfolk Total	15,755,706	104,892,948	120,648,654	139	1910.1
Suffolk					
Babergh	1,410,297	45,680,356	47,090,653	11	184.0
Forest Heath	998,820	7,369,316	8,368,136	11	102.5
Ipswich	247,219	1,306,562	1,553,781	4	33.0
Mid Suffolk	1,499,494	7,488,148	8,987,642	14	156.5
St Edmundsbury	1,250,185	7,695,990	8,946,175	12	147.0
Suffolk Coastal	222,246	972,320	1,194,566	6	22.5
Waveney	1,399,577	6,424,321	7,823,898	22	141.5
Suffolk Total	7,027,838	76,937,013	83,964,851	80	787.0
(blank)					
(blank)					
(blank) Total					
Grand Total	22,783,544	181,829,961	204,613,505	219	2697.1

Norfolk Total	15,755,706	104,892,948	120,648,654	139	1,910.1
Suffolk Total	7,027,838	76,937,013	83,964,851	80	787.0
Total	22,783,544	181,829,961	204,613,505	219	2,697.1

