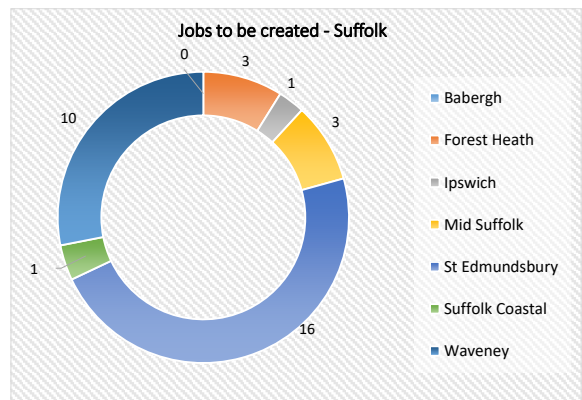
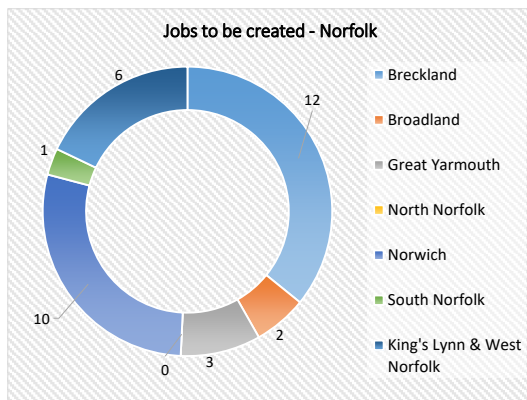
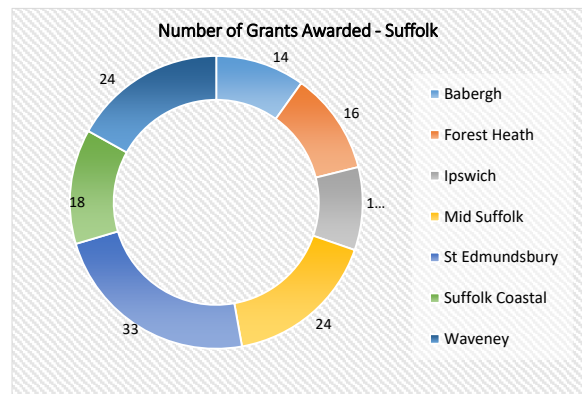
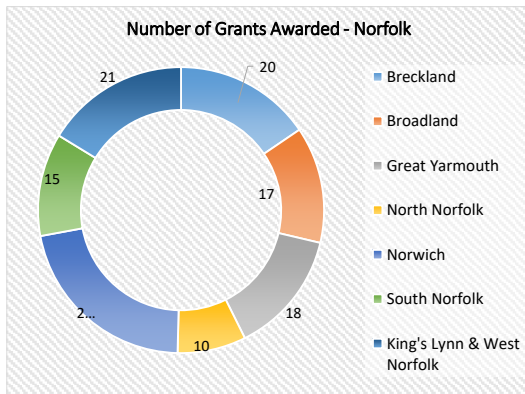
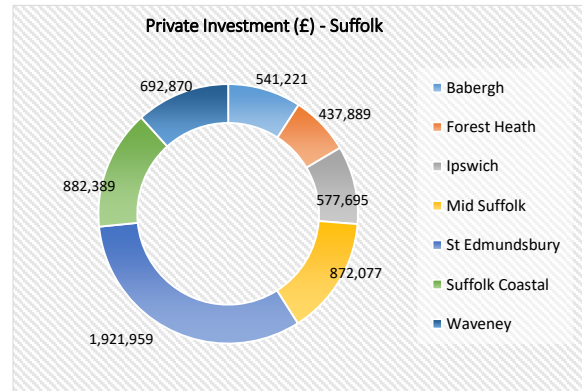
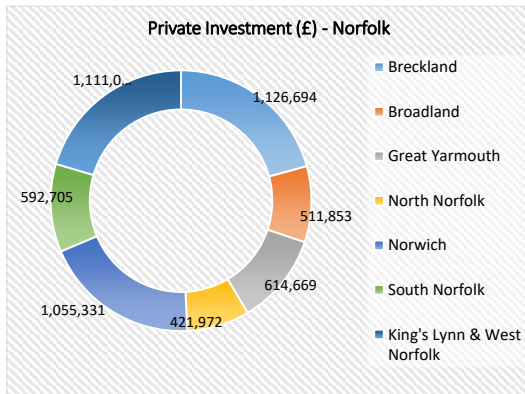
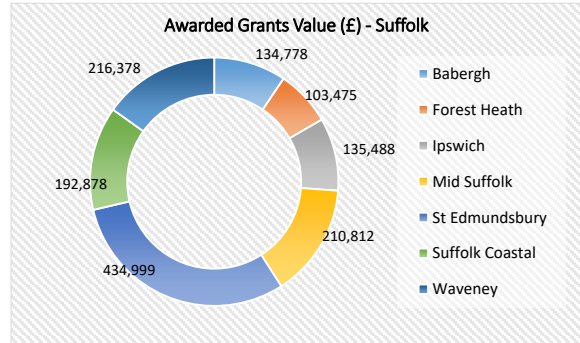
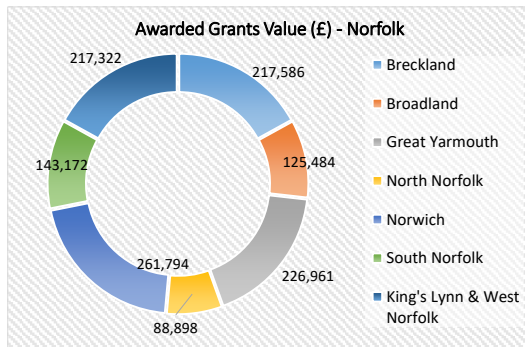


New Anglia Business Growth Programme (ERDF)

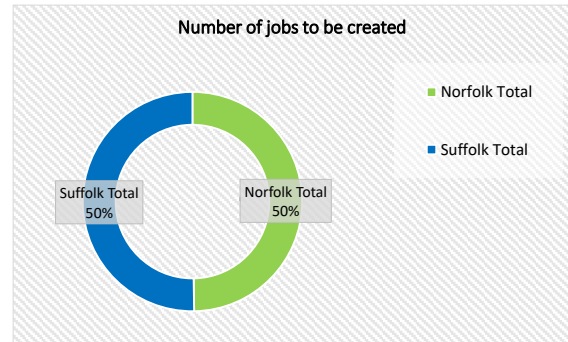
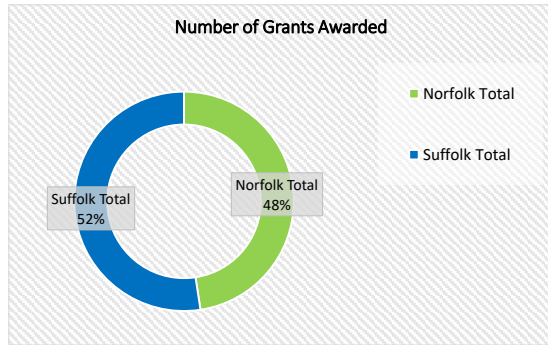
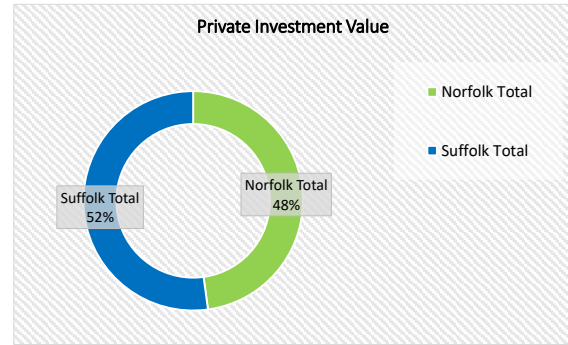
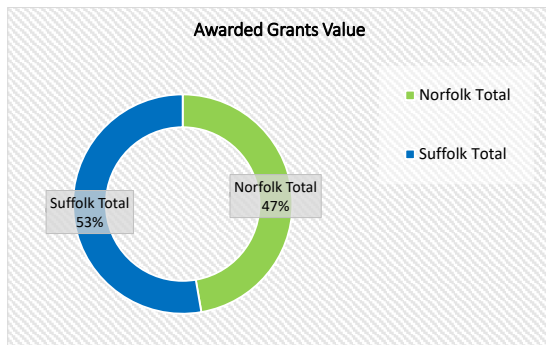
Small Grant Scheme (£1,000 - £25,000 grants)

Statistics for the period of August 2016 - January 2019



SGS/ ERDF Grants (£1,000 - £25,000) Awarded (including projects which have been withdrawn thereafter)

Row Labels	Sum of Grant Awarded	Sum of Private Match	Sum of Total Project Cost	Count of No	Sum of FTE
Norfolk					
Breckland	217,586	1,126,694	1,344,280	20	12
Broadland	125,484	511,853	637,337	17	2
Great Yarmouth	226,961	614,669	841,630	18	3
North Norfolk	88,898	421,972	510,870	10	0
Norwich	261,794	1,055,331	1,317,125	28	10
South Norfolk	143,172	592,705	735,877	15	1
King's Lynn & West Norfolk	217,322	1,111,027	1,328,349	21	6
Norfolk Total	1,281,217	5,434,250	6,715,467	129	34
Suffolk					
Babergh	134,778	541,221	675,999	14	0
Forest Heath	103,475	437,889	541,364	16	3
Ipswich	135,488	577,695	713,183	13	1
Mid Suffolk	210,812	872,077	1,082,890	24	3
St Edmundsbury	434,999	1,921,959	2,356,958	33	16
Suffolk Coastal	192,678	882,389	1,075,066	18	1
Waveney	216,378	692,870	909,248	24	10
Suffolk Total	1,428,808	5,926,101	7,354,909	142	34
Norfolk Total	1,281,217	5,434,250	6,715,467	129	34
Suffolk Total	1,428,808	5,926,101	7,354,909	142	34
Total	2,710,025	11,360,351	14,070,376	271	67



www.newanglia.co.uk/small-grant-scheme/