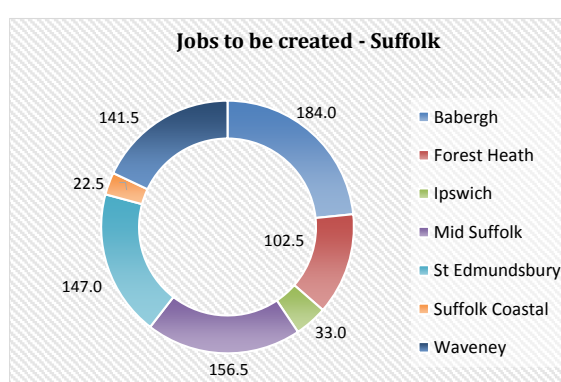
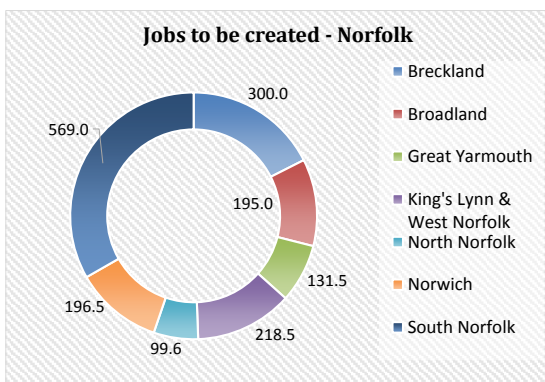
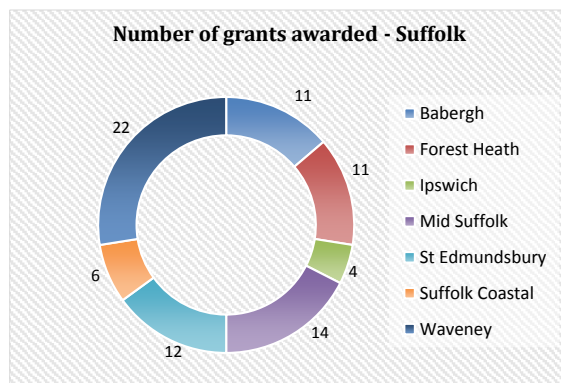
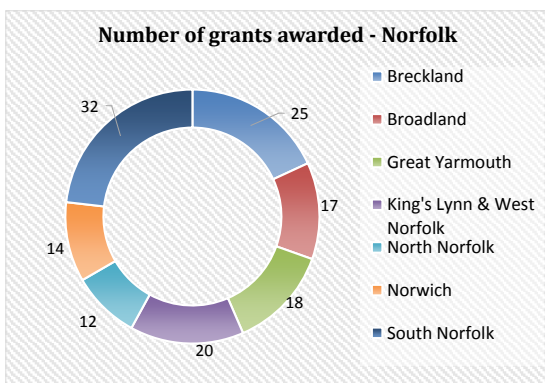
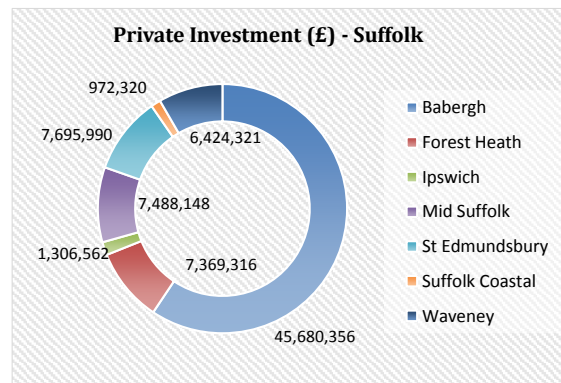
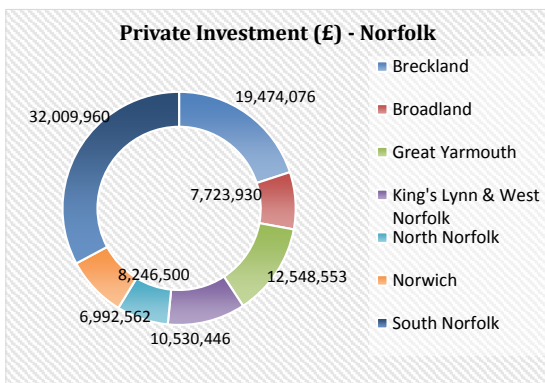
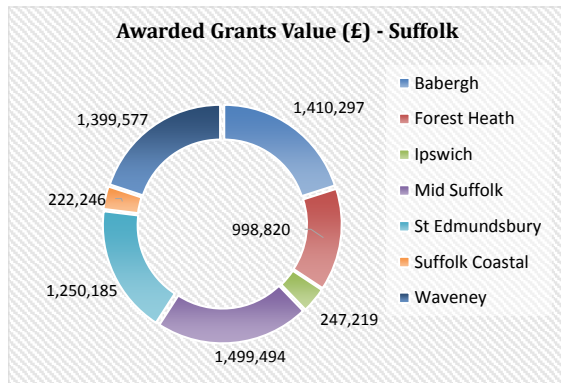
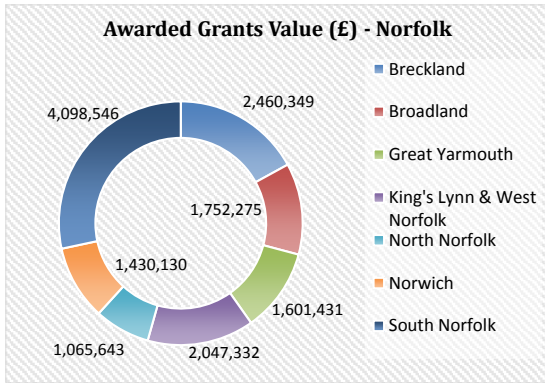


Growing Business Fund (£25,000 - £500,000 grants)
 Statistics for the period of April 2013 - December 2018



GBF Grants Awarded

Row Labels	Sum of Grant Awarded	Sum of Private Match	Sum of Total Project Cost	Sum of Project Approved	Sum of FTE
Norfolk					
Breckland	2,460,349	19,474,076	21,934,425	25	300.0
Broadland	1,752,275	7,723,930	9,476,205	17	195.0
Great Yarmouth	1,601,431	12,548,553	14,149,984	18	131.5
King's Lynn & West Norfolk	2,047,332	10,530,446	12,577,778	20	218.5
North Norfolk	1,065,643	6,992,562	8,058,205	12	99.6
Norwich	1,430,130	8,246,500	9,676,630	14	196.5
South Norfolk	4,098,546	32,009,960	36,108,506	32	569.0
Norfolk Total	14,455,706	97,526,027	111,981,733	138	1710.1
Suffolk					
Babergh	1,410,297	45,680,356	47,090,653	11	184.0
Forest Heath	998,820	7,369,316	8,368,136	11	102.5
Ipswich	247,219	1,306,562	1,553,781	4	33.0
Mid Suffolk	1,499,494	7,488,148	8,987,642	14	156.5
St Edmundsbury	1,250,185	7,695,990	8,946,175	12	147.0
Suffolk Coastal	222,246	972,320	1,194,566	6	22.5
Waveney	1,399,577	6,424,321	7,823,898	22	141.5
Suffolk Total	7,027,838	76,937,013	83,964,851	80	787.0
Grand Total	21,483,544	174,463,040	195,946,584	218	2497.1

Norfolk Total	14,455,706	97,526,027	111,981,733	138	1,710.1
Suffolk Total	7,027,838	76,937,013	83,964,851	80	787.0
Total	21,483,544	174,463,040	195,946,584	218	2,497.1

