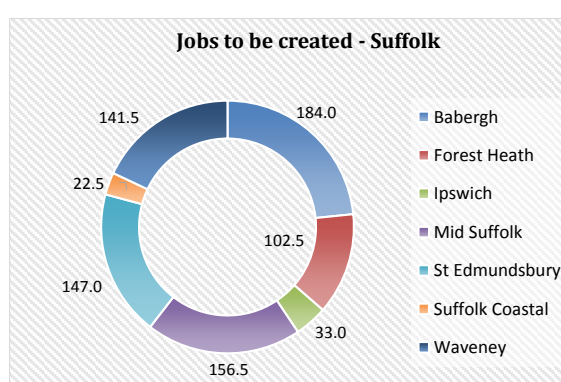
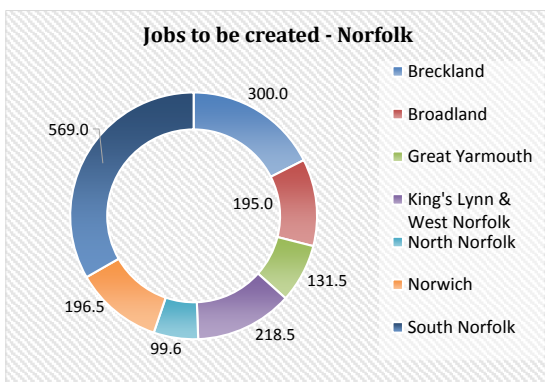
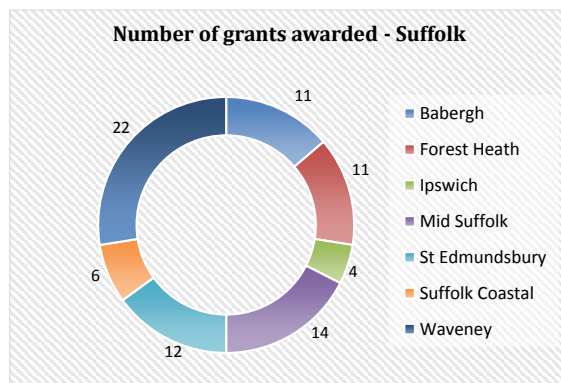
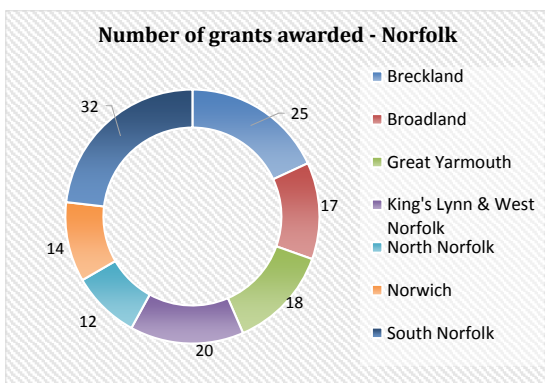
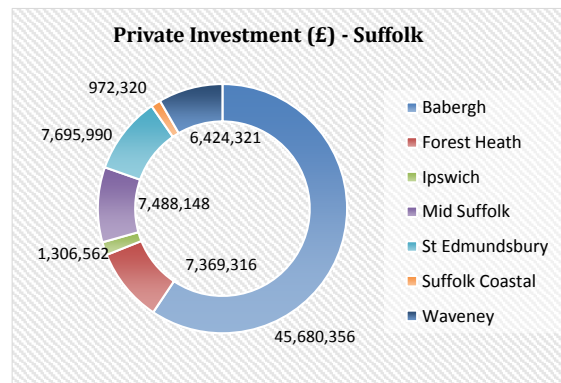
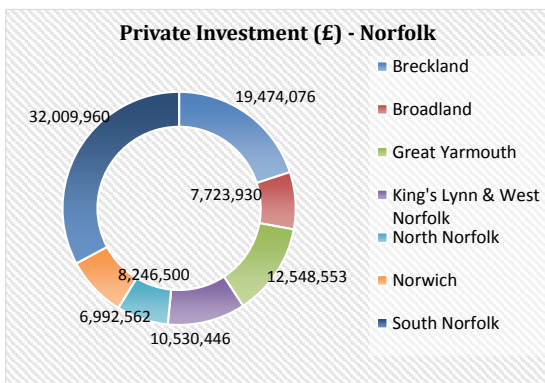
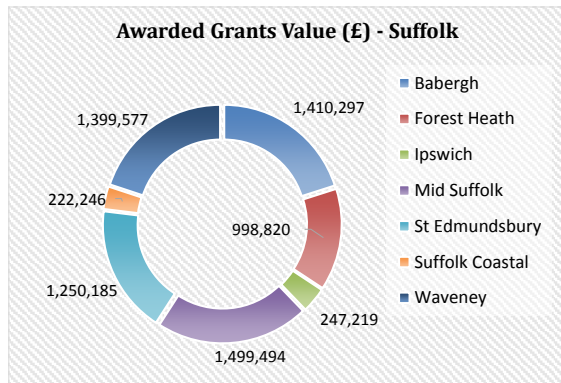
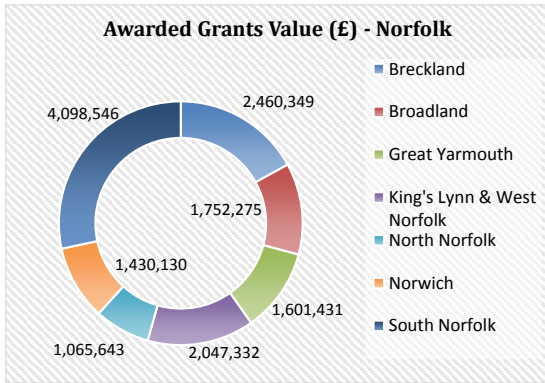


**Growing Business Fund (£25,000 - £500,000 grants)**  
 Statistics for the period of April 2013 - December 2018



**GBF Grants Awarded**

Row Labels	Sum of Grant Awarded	Sum of Private Match	Sum of Total Project Cost	Sum of Project Approved	Sum of FTE
<b>Norfolk</b>					
Breckland	2,460,349	19,474,076	21,934,425	25	300.0
Broadland	1,752,275	7,723,930	9,476,205	17	195.0
Great Yarmouth	1,601,431	12,548,553	14,149,984	18	131.5
King's Lynn & West Norfolk	2,047,332	10,530,446	12,577,778	20	218.5
North Norfolk	1,065,643	6,992,562	8,058,205	12	99.6
Norwich	1,430,130	8,246,500	9,676,630	14	196.5
South Norfolk	4,098,546	32,009,960	36,108,506	32	569.0
<b>Norfolk Total</b>	<b>14,455,706</b>	<b>97,526,027</b>	<b>111,981,733</b>	<b>138</b>	<b>1710.1</b>
<b>Suffolk</b>					
Babergh	1,410,297	45,680,356	47,090,653	11	184.0
Forest Heath	998,820	7,369,316	8,368,136	11	102.5
Ipswich	247,219	1,306,562	1,553,781	4	33.0
Mid Suffolk	1,499,494	7,488,148	8,987,642	14	156.5
St Edmundsbury	1,250,185	7,695,990	8,946,175	12	147.0
Suffolk Coastal	222,246	972,320	1,194,566	6	22.5
Waveney	1,399,577	6,424,321	7,823,898	22	141.5
<b>Suffolk Total</b>	<b>7,027,838</b>	<b>76,937,013</b>	<b>83,964,851</b>	<b>80</b>	<b>787.0</b>
<b>Grand Total</b>	<b>21,483,544</b>	<b>174,463,040</b>	<b>195,946,584</b>	<b>218</b>	<b>2497.1</b>

<b>Norfolk Total</b>	14,455,706	97,526,027	111,981,733	138	1,710.1
<b>Suffolk Total</b>	7,027,838	76,937,013	83,964,851	80	787.0
<b>Total</b>	<b>21,483,544</b>	<b>174,463,040</b>	<b>195,946,584</b>	<b>218</b>	<b>2,497.1</b>

