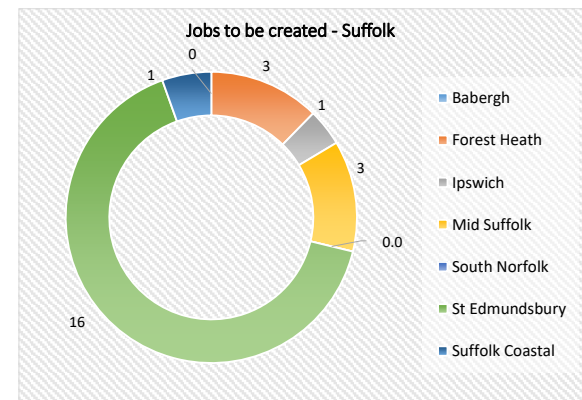
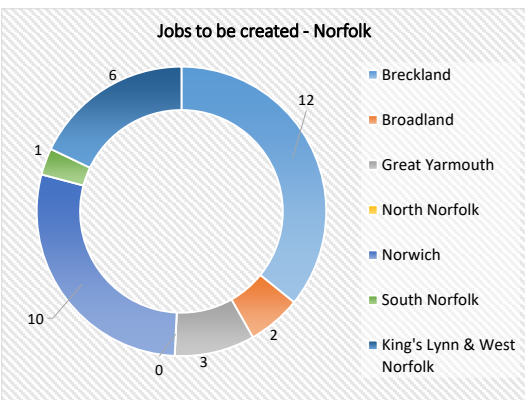
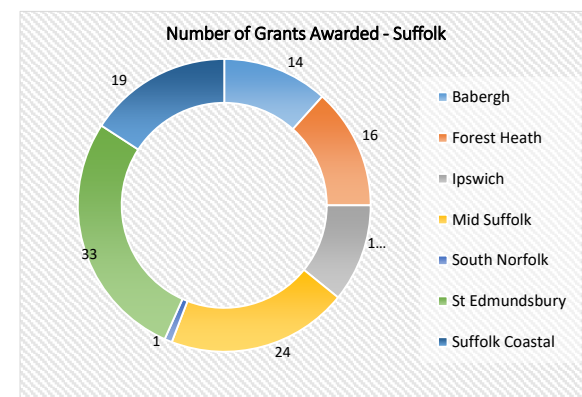
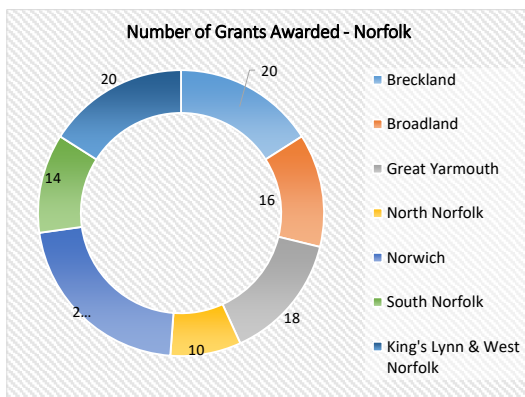
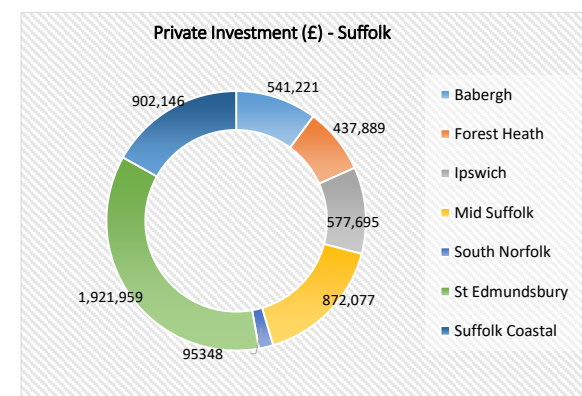
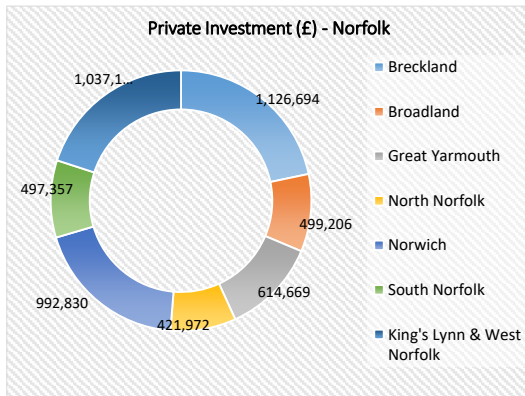
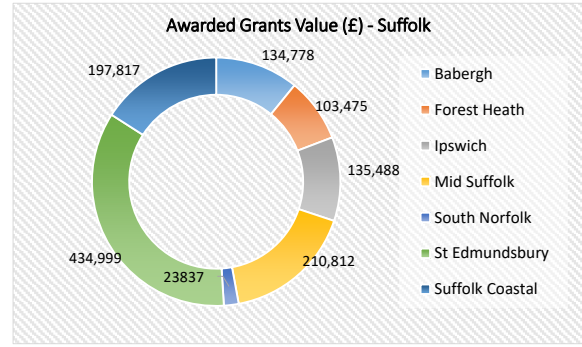
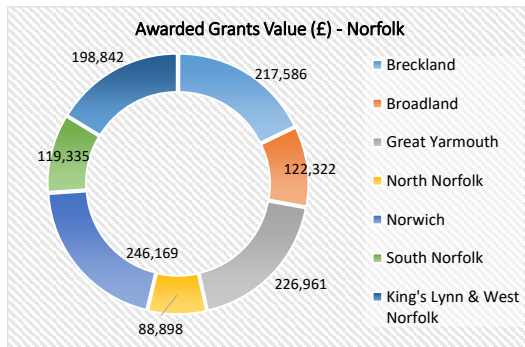


New Anglia Business Growth Programme (ERDF)

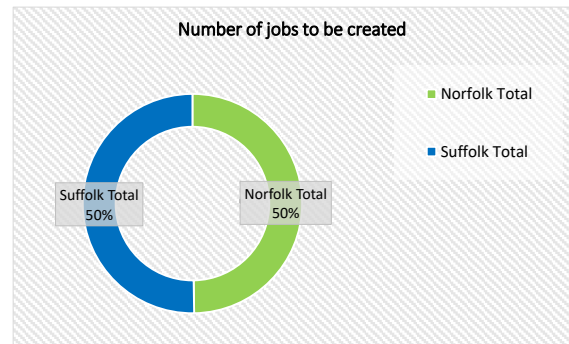
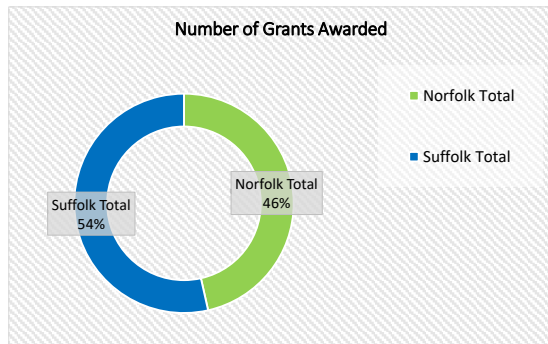
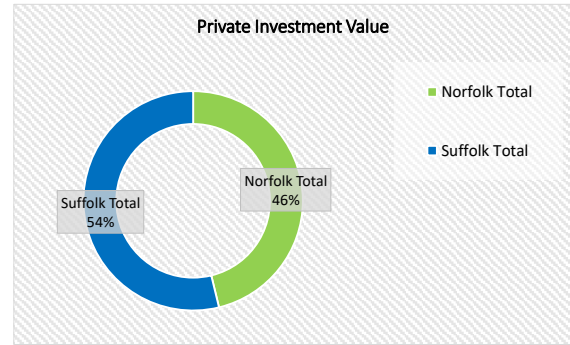
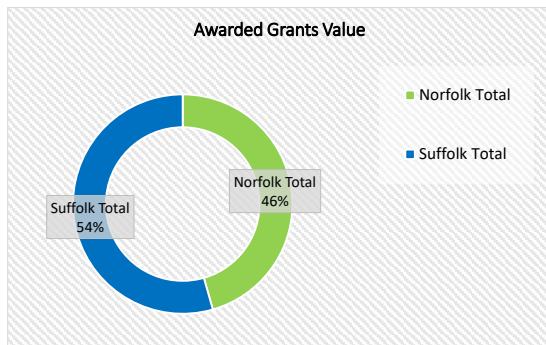
Small Grant Scheme (£1,000 - £25,000 grants)

Statistics for the period of August 2016 - December 2018



SGS/ ERDF Grants (£1,000 - £25,000) Awarded (including projects which have been withdrawn thereafter)

Row Labels	Sum of Grant Awarded	Sum of Private Match	Sum of Total Project Cost	Count of No	Sum of FTE
Norfolk					
Breckland	217,586	1,126,694	1,344,280	20	12
Broadland	122,322	499,206	621,529	16	2
Great Yarmouth	226,961	614,669	841,630	18	3
North Norfolk	88,898	421,972	510,870	10	0
Norwich	246,169	992,830	1,238,999	27	10
South Norfolk	119,335	497,357	616,692	14	1
King's Lynn & West Norfolk	198,842	1,037,107	1,235,949	20	6
Norfolk Total	1,220,113	5,189,835	6,409,948	125	34
Suffolk					
Babergh	134,778	541,221	675,999	14	0
Forest Heath	103,475	437,889	541,364	16	3
Ipswich	135,488	577,695	713,183	13	1
Mid Suffolk	210,812	872,077	1,082,890	24	3
South Norfolk	23837	95348	119185	1	0.0
St Edmundsbury	434,999	1,921,959	2,356,958	33	16
Suffolk Coastal	197,817	902,146	1,099,962	19	1
Waveney	216,378	692,870	909,248	24	10
Suffolk Total	1,457,584	6,041,206	7,498,790	144	34
Total	2,677,697	11,231,040	13,908,738	269	67



www.newanglia.co.uk/small-grant-scheme/