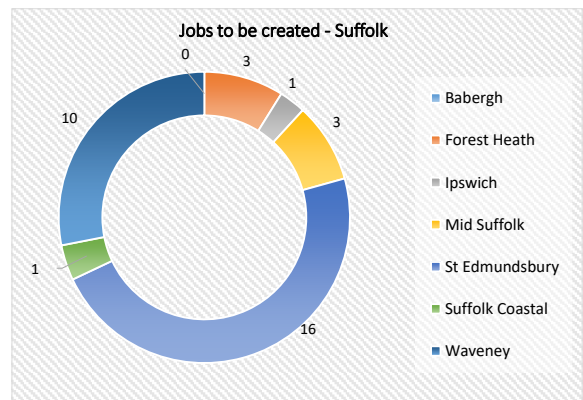
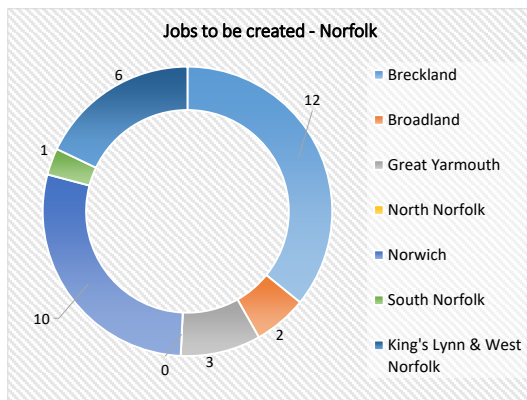
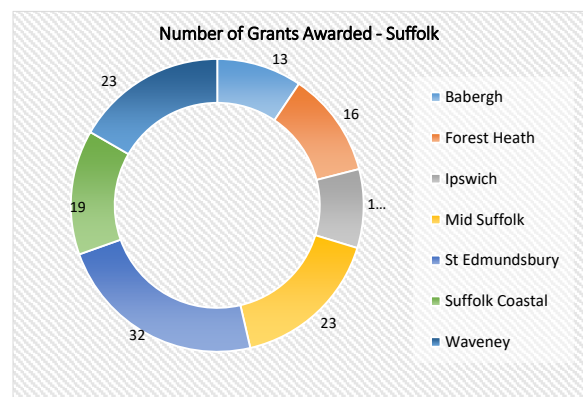
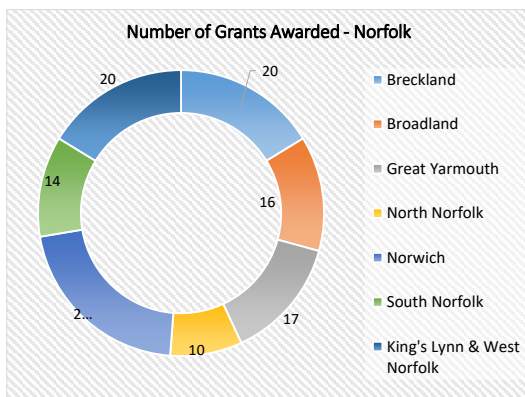
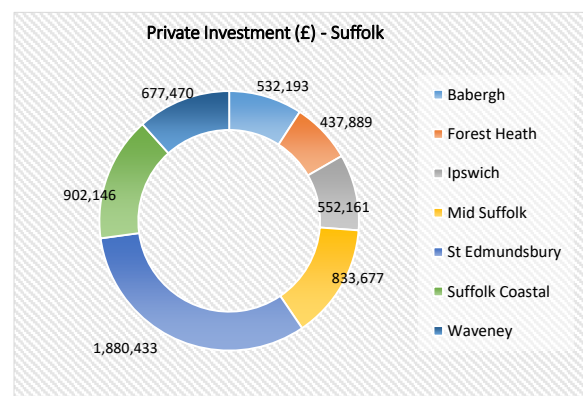
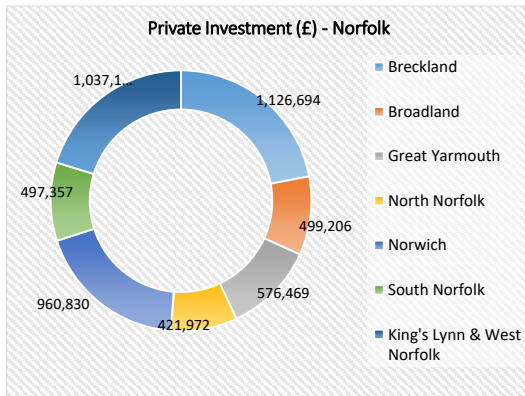
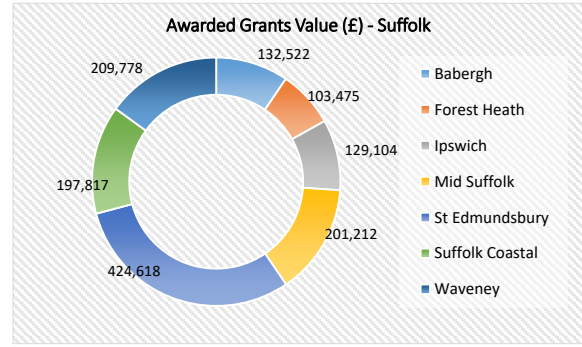
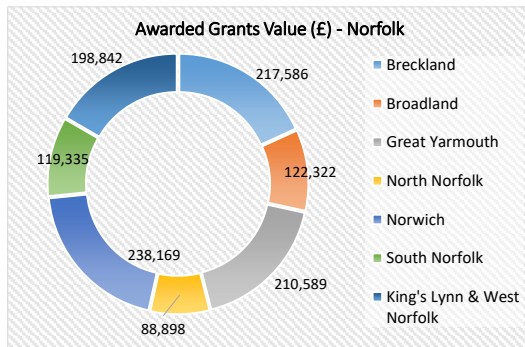


New Anglia Business Growth Programme (ERDF)

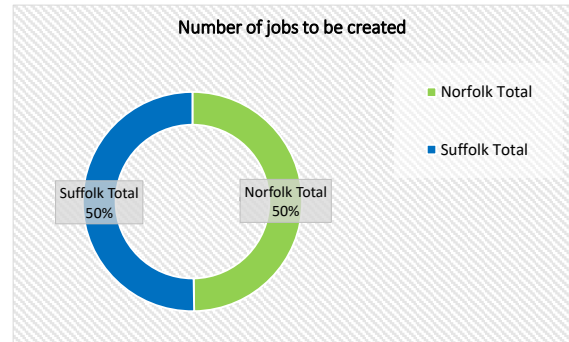
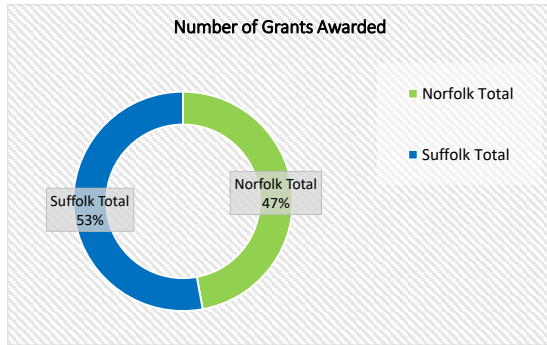
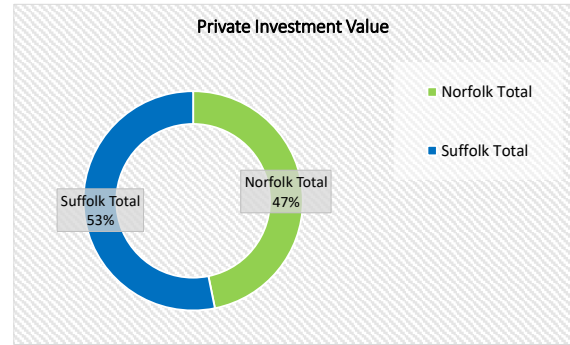
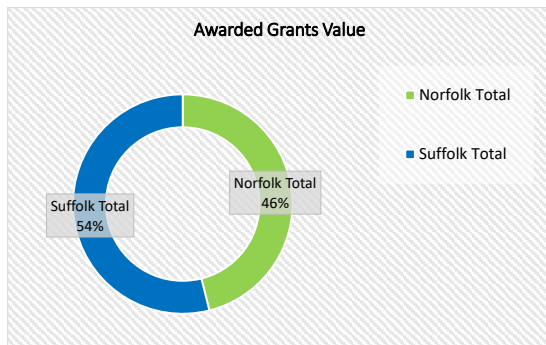
Small Grant Scheme (£1,000 - £25,000 grants)

Statistics for the period of August 2016 - November 2018



SGS/ ERDF Grants (£1,000 - £25,000) Awarded (including projects which have been withdrawn thereafter)

Row Labels	Sum of Grant Awarded	Sum of Private Match	Sum of Total Project Cost	Count of No	Sum of FTE
<b>Norfolk</b>					
Breckland	217,586	1,126,694	1,344,280	20	12
Broadland	122,322	499,206	621,529	16	2
Great Yarmouth	210,589	576,469	787,058	17	3
North Norfolk	88,898	421,972	510,870	10	0
Norwich	238,169	960,830	1,198,999	26	10
South Norfolk	119,335	497,357	616,692	14	1
King's Lynn & West Norfolk	198,842	1,037,107	1,235,949	20	6
<b>Norfolk Total</b>	<b>1,195,741</b>	<b>5,119,635</b>	<b>6,315,376</b>	<b>123</b>	<b>34</b>
<b>Suffolk</b>					
Babergh	132,522	532,193	664,715	13	0
Forest Heath	103,475	437,889	541,364	16	3
Ipswich	129,104	552,161	681,265	12	1
Mid Suffolk	201,212	833,677	1,034,890	23	3
St Edmundsbury	424,618	1,880,433	2,305,051	32	16
Suffolk Coastal	197,817	902,146	1,099,962	19	1
Waveney	209,778	677,470	887,248	23	10
<b>Suffolk Total</b>	<b>1,398,526</b>	<b>5,815,970</b>	<b>7,214,496</b>	<b>138</b>	<b>34</b>
<b>Norfolk Total</b>	<b>1,195,741</b>	<b>5,119,635</b>	<b>6,315,376</b>	<b>123</b>	<b>34</b>
<b>Suffolk Total</b>	<b>1,398,526</b>	<b>5,815,970</b>	<b>7,214,496</b>	<b>138</b>	<b>34</b>
<b>Total</b>	<b>2,594,267</b>	<b>10,935,604</b>	<b>13,529,872</b>	<b>261</b>	<b>67</b>



[www.newanglia.co.uk/small-grant-scheme/](http://www.newanglia.co.uk/small-grant-scheme/)