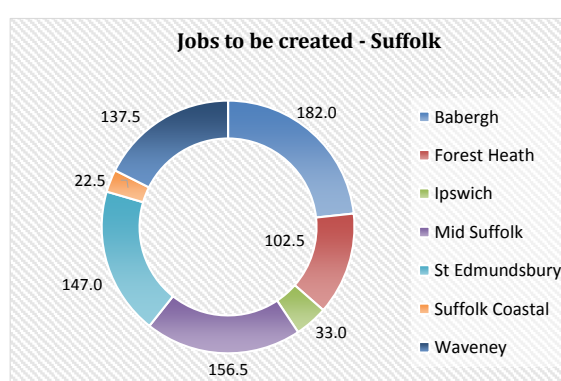
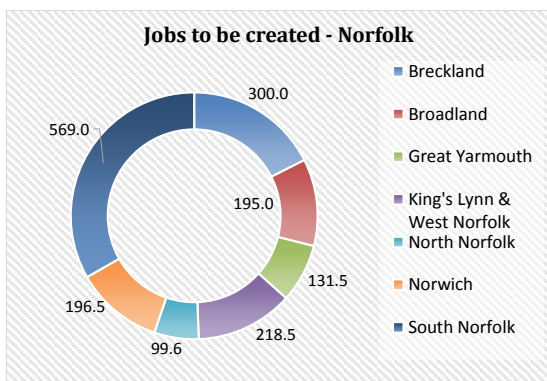
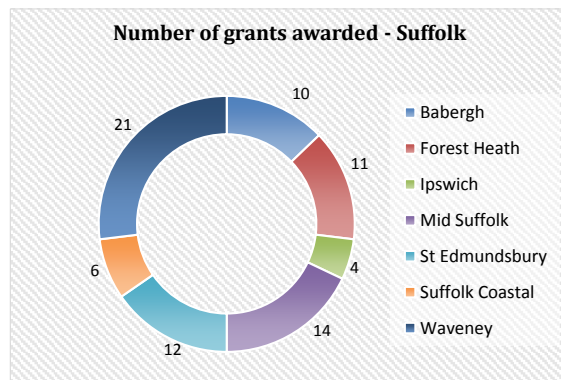
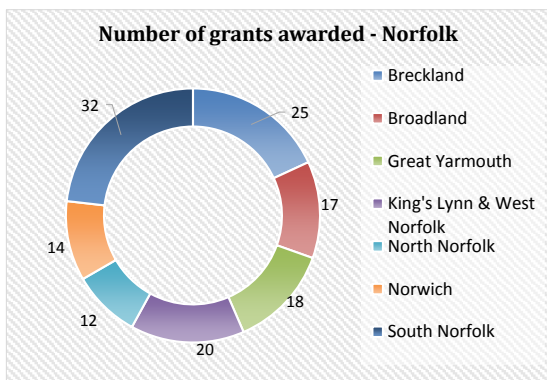
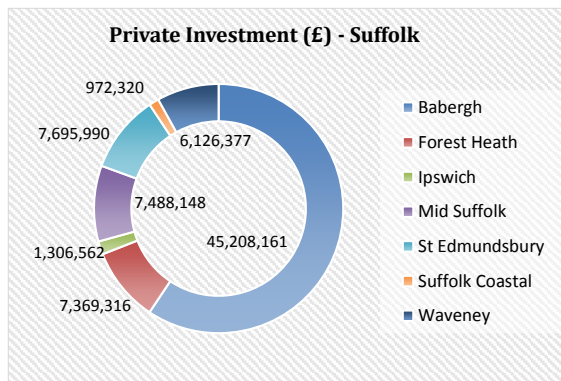
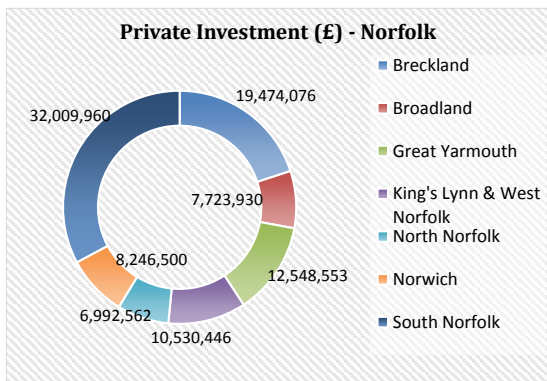
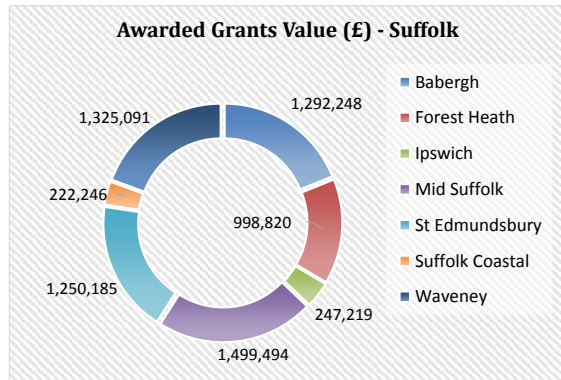
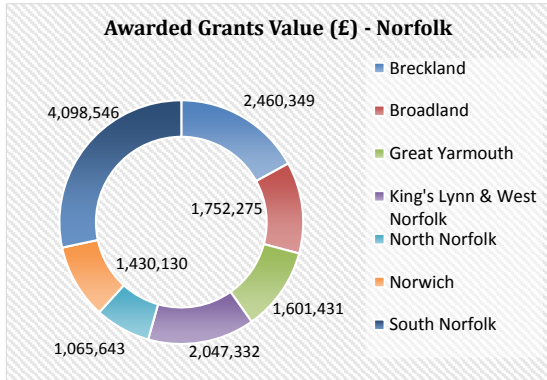


**Growing Business Fund (£25,000 - £500,000 grants)**  
 Statistics for the period of April 2013 - November 2018



**GBF Grants Awarded**

Row Labels	Sum of Grant Awarded	Sum of Private Match	Sum of Total Project Cost	Sum of Project Approved	Sum of FTE
<b>Norfolk</b>					
Breckland	2,460,349	19,474,076	21,934,425	25	300.0
Broadland	1,752,275	7,723,930	9,476,205	17	195.0
Great Yarmouth	1,601,431	12,548,553	14,149,984	18	131.5
King's Lynn & West Norfolk	2,047,332	10,530,446	12,577,778	20	218.5
North Norfolk	1,065,643	6,992,562	8,058,205	12	99.6
Norwich	1,430,130	8,246,500	9,676,630	14	196.5
South Norfolk	4,098,546	32,009,960	36,108,506	32	569.0
<b>Norfolk Total</b>	<b>14,455,706</b>	<b>97,526,027</b>	<b>111,981,733</b>	<b>138</b>	<b>1710.1</b>
<b>Suffolk</b>					
Babergh	1,292,248	45,208,161	46,500,409	10	182.0
Forest Heath	998,820	7,369,316	8,368,136	11	102.5
Ipswich	247,219	1,306,562	1,553,781	4	33.0
Mid Suffolk	1,499,494	7,488,148	8,987,642	14	156.5
St Edmundsbury	1,250,185	7,695,990	8,946,175	12	147.0
Suffolk Coastal	222,246	972,320	1,194,566	6	22.5
Waveney	1,325,091	6,126,377	7,451,468	21	137.5
<b>Suffolk Total</b>	<b>6,835,303</b>	<b>76,166,874</b>	<b>83,002,177</b>	<b>78</b>	<b>781.0</b>
<b>Grand Total</b>	<b>21,291,009</b>	<b>173,692,901</b>	<b>194,983,910</b>	<b>216</b>	<b>2491.1</b>

<b>Norfolk Total</b>	14,455,706	97,526,027	111,981,733	138	1,710.1
<b>Suffolk Total</b>	6,835,303	76,166,874	83,002,177	78	781.0
<b>Total</b>	<b>21,291,009</b>	<b>173,692,901</b>	<b>194,983,910</b>	<b>216</b>	<b>2,491.1</b>

