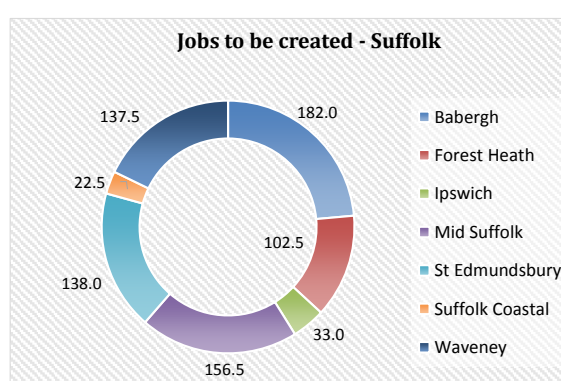
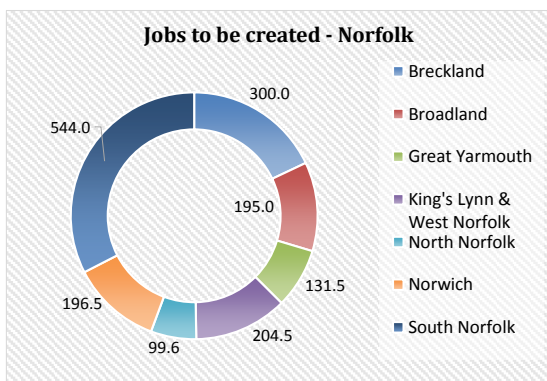
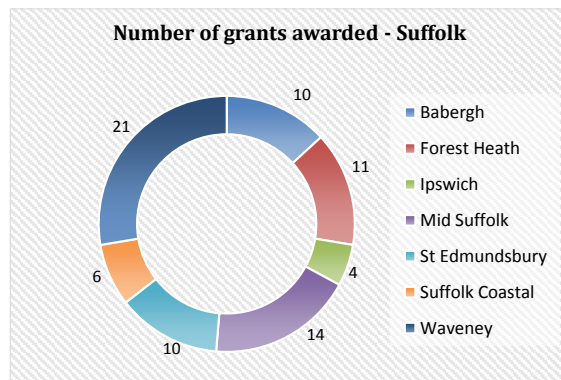
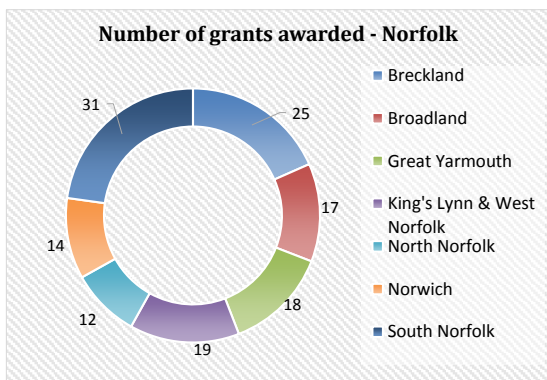
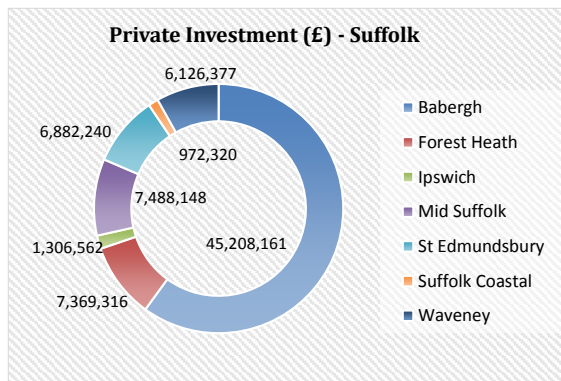
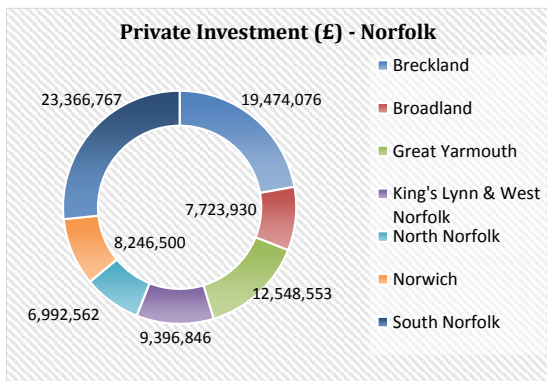
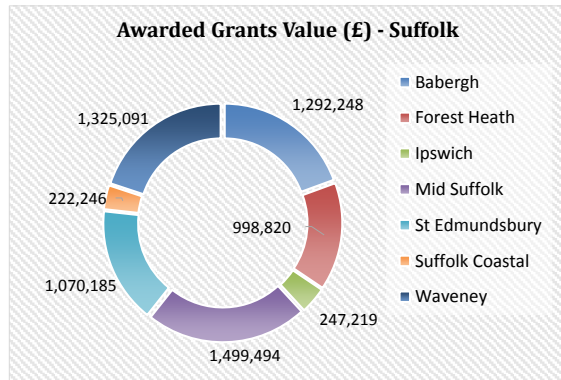
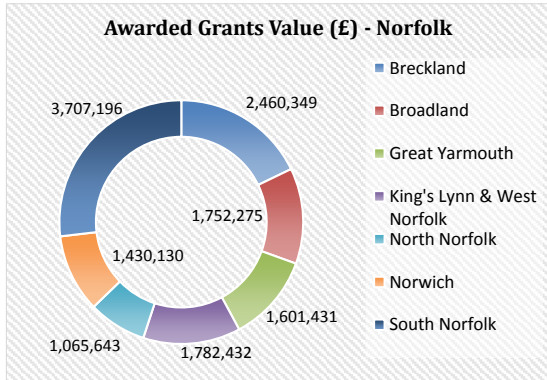


Growing Business Fund (£25,000 - £500,000 grants)
 Statistics for the period of April 2013 - October 2018



GBF Grants Awarded

Row Labels	Sum of Grant Awarded	Sum of Private Match	Sum of Total Project Cost	Sum of Project Approved	Sum of FTE
Norfolk					
Breckland	2,460,349	19,474,076	21,934,425	25	300.0
Broadland	1,752,275	7,723,930	9,476,205	17	195.0
Great Yarmouth	1,601,431	12,548,553	14,149,984	18	131.5
King's Lynn & West Norfolk	1,782,432	9,396,846	11,179,278	19	204.5
North Norfolk	1,065,643	6,992,562	8,058,205	12	99.6
Norwich	1,430,130	8,246,500	9,676,630	14	196.5
South Norfolk	3,707,196	23,366,767	27,073,963	31	544.0
Norfolk Total	13,799,456	87,749,234	101,548,690	136	1671.1
Suffolk					
Babergh	1,292,248	45,208,161	46,500,409	10	182.0
Forest Heath	998,820	7,369,316	8,368,136	11	102.5
Ipswich	247,219	1,306,562	1,553,781	4	33.0
Mid Suffolk	1,499,494	7,488,148	8,987,642	14	156.5
St Edmundsbury	1,070,185	6,882,240	7,952,425	10	138.0
Suffolk Coastal	222,246	972,320	1,194,566	6	22.5
Waveney	1,325,091	6,126,377	7,451,468	21	137.5
West Suffolk	180,000	813,750	993,750	2	9
Suffolk Total	6,835,303	76,166,874	83,002,177	78	781.0
Grand Total	20,634,759	163,916,108	184,550,867	214	2452.1

Norfolk Total	13,799,456	87,749,234	101,548,690	136	1,671.1
Suffolk Total	6,835,303	76,166,874	83,002,177	78	781.0
Total	20,634,759	163,916,108	184,550,867	214	2,452.1

