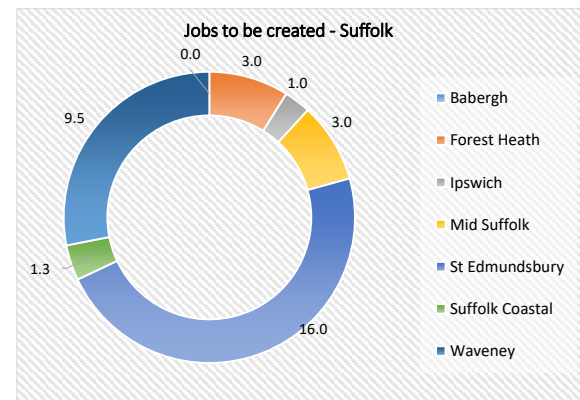
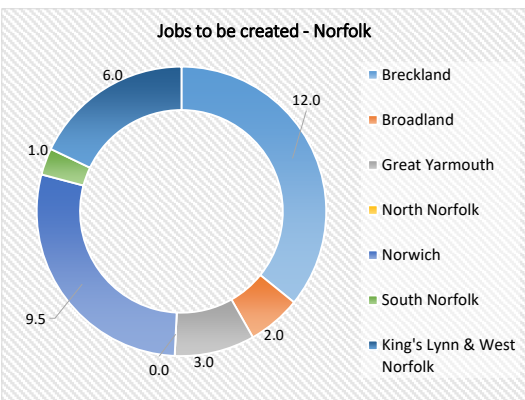
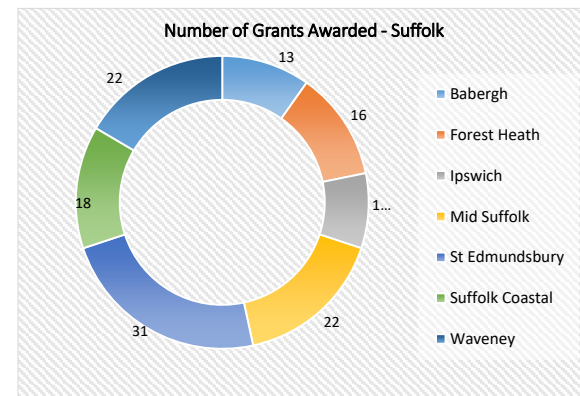
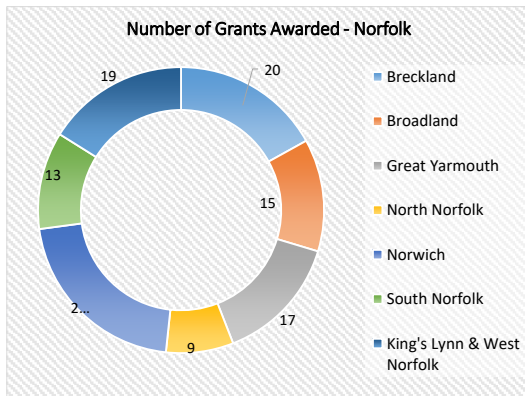
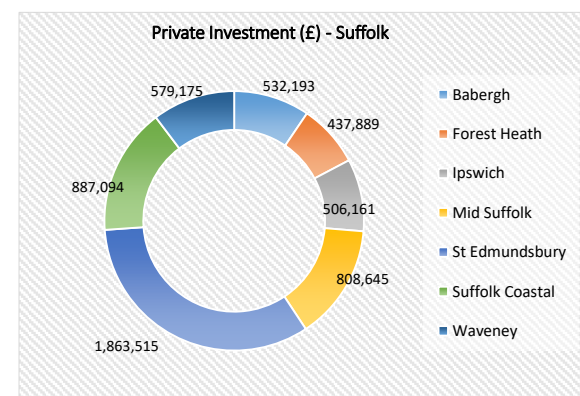
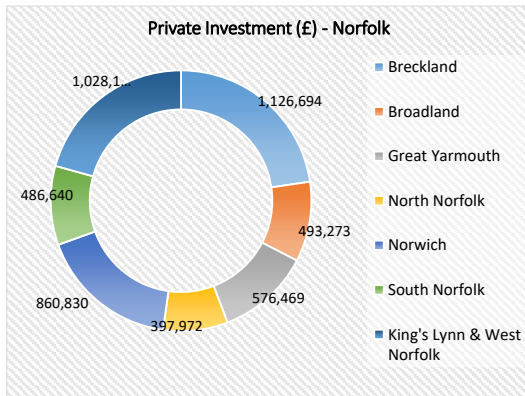
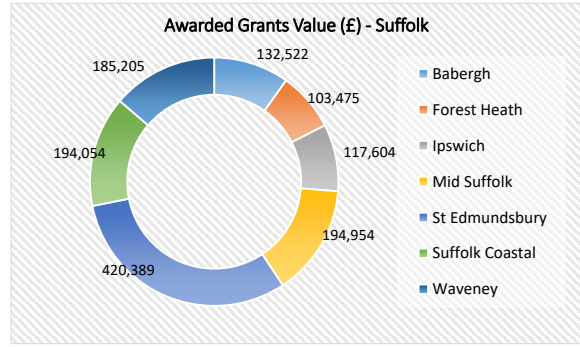
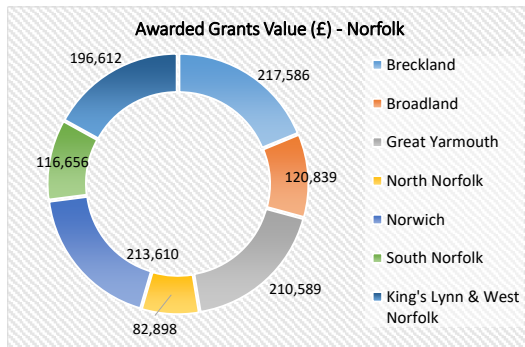


New Anglia Business Growth Programme (ERDF)

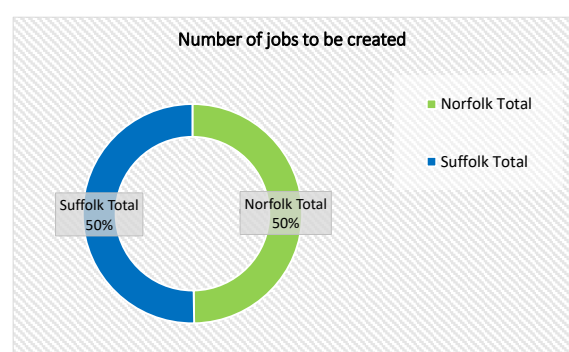
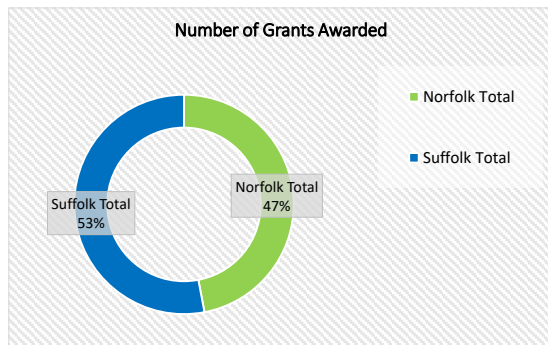
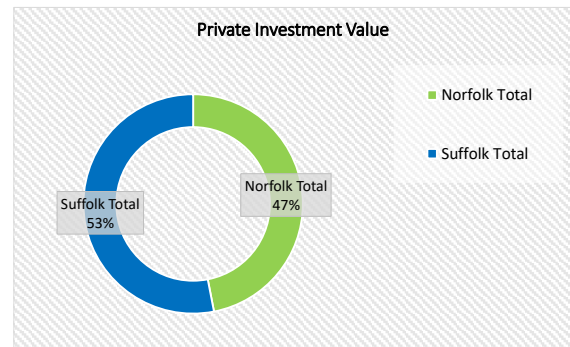
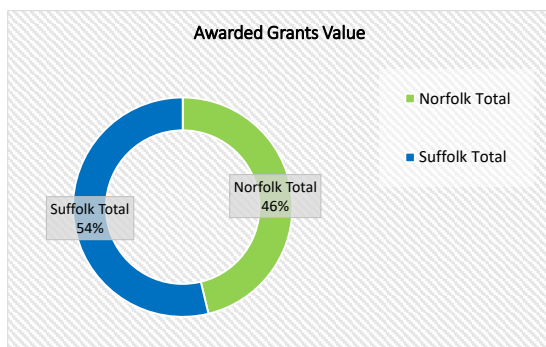
Small Grant Scheme (£1,000 - £25,000 grants)

Statistics for the period of August 2016 - October 2018



SGS/ ERDF Grants (£1,000 - £25,000) Awarded (including projects which have been withdrawn thereafter)

Row Labels	Sum of Grant Awarded	Sum of Private Match	Sum of Total Project Cost	Count of No	Sum of FTE
Norfolk					
Breckland	217,586	1,126,694	1,344,280	20	12.0
Broadland	120,839	493,273	614,113	15	2.0
Great Yarmouth	210,589	576,469	787,058	17	3.0
North Norfolk	82,898	397,972	480,870	9	0.0
Norwich	213,610	860,830	1,074,440	25	9.5
South Norfolk	116,656	486,640	603,296	13	1.0
King's Lynn & West Norfolk	196,612	1,028,187	1,224,799	19	6.0
Norfolk Total	1,158,790	4,970,065	6,128,855	118	33.5
Suffolk					
Babergh	132,522	532,193	664,715	13	0.0
Forest Heath	103,475	437,889	541,364	16	3.0
Ipswich	117,604	506,161	623,765	11	1.0
Mid Suffolk	194,954	808,645	1,003,600	22	3.0
St Edmundsbury	420,389	1,863,515	2,283,904	31	16.0
Suffolk Coastal	194,054	887,094	1,081,147	18	1.3
Waveney	185,205	579,175	764,380	22	9.5
Suffolk Total	1,348,203	5,614,673	6,962,876	133	33.8
Grand Total	2,506,993	10,584,737	13,091,731	251	67.3
Norfolk Total	1,158,790	4,970,065	6,128,855	118	33.5
Suffolk Total	1,348,203	5,614,673	6,962,876	133	33.8
Total	2,506,993	10,584,737	13,091,731	251	67



www.newanglia.co.uk/small-grant-scheme/