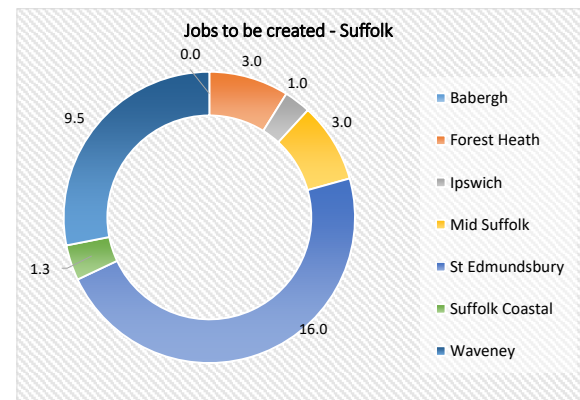
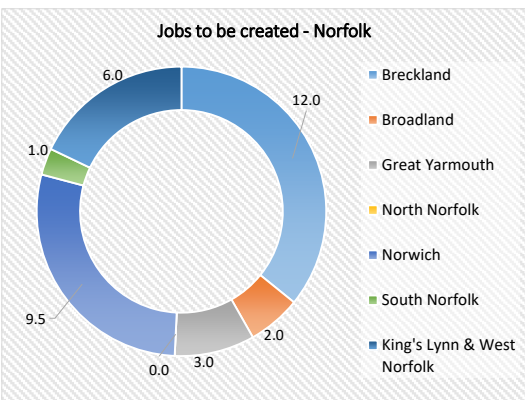
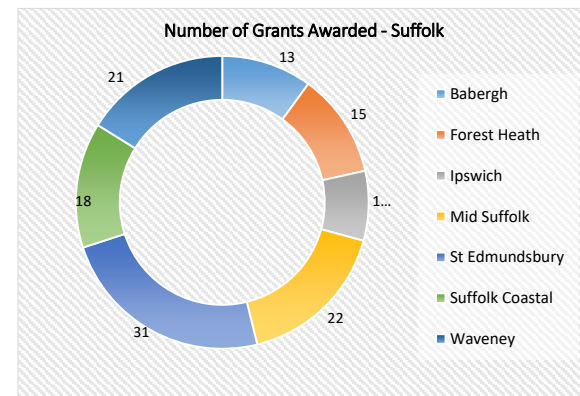
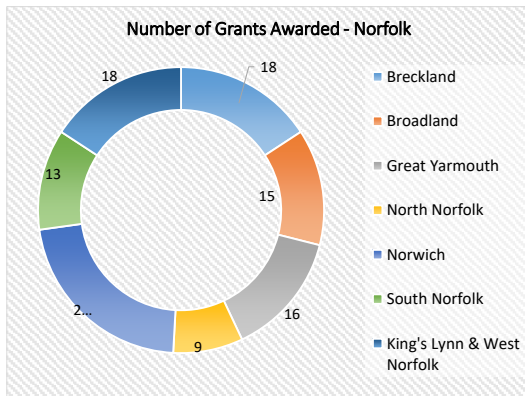
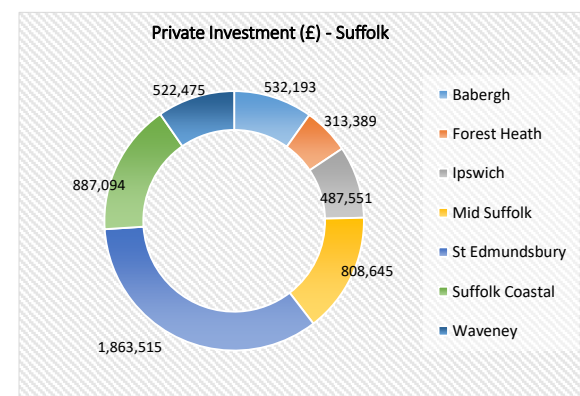
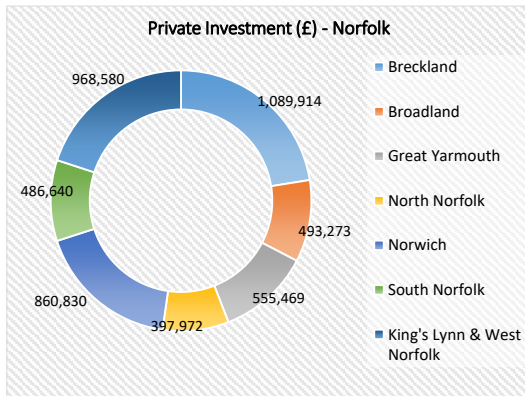
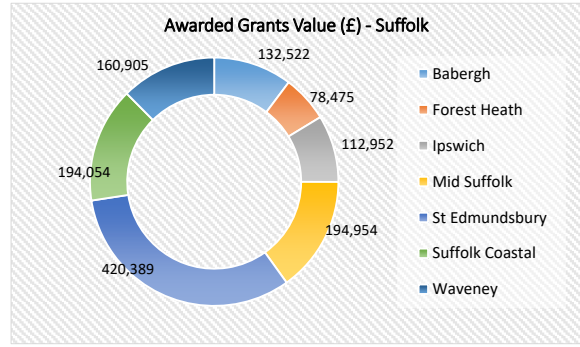
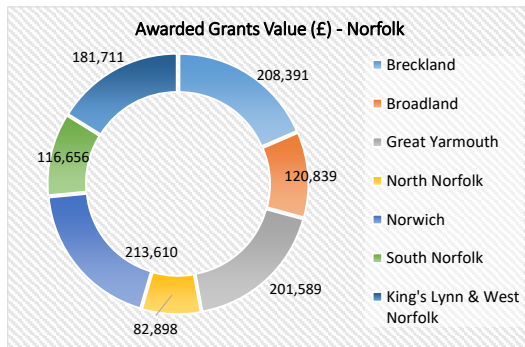


New Anglia Business Growth Programme (ERDF)

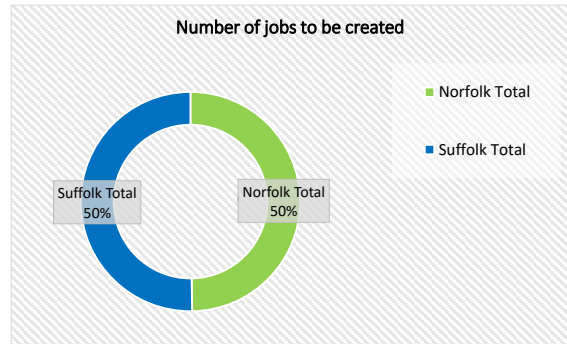
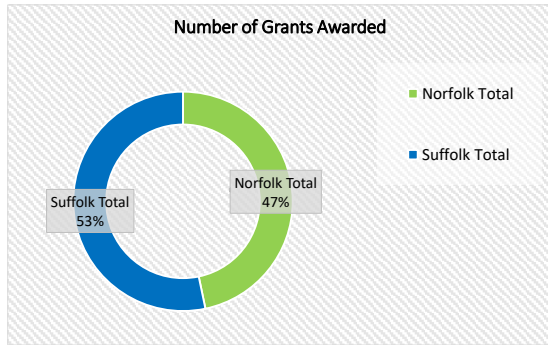
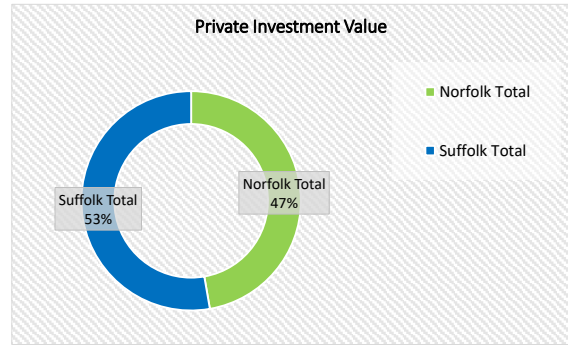
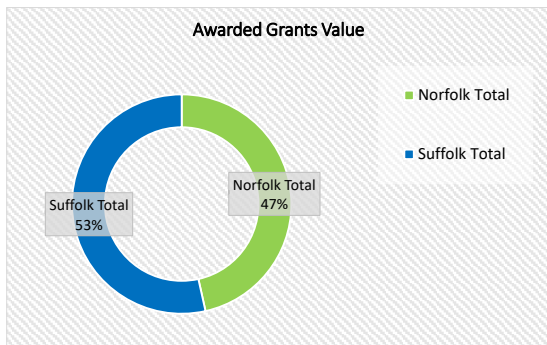
Small Grant Scheme (£1,000 - £25,000 grants)

Statistics for the period of August 2016 - September 2018



SGS/ ERDF Grants (£1,000 - £25,000) Awarded (including projects which have been withdrawn thereafter)

Row Labels	Sum of Grant Awarded	Sum of Private Match	Sum of Total Project Cost	Count of No	Sum of FTE
Norfolk					
Breckland	208,391	1,089,914	1,298,305	18	12.0
Broadland	120,839	493,273	614,113	15	2.0
Great Yarmouth	201,589	555,469	757,058	16	3.0
North Norfolk	82,898	397,972	480,870	9	0.0
Norwich	213,610	860,830	1,074,440	25	9.5
South Norfolk	116,656	486,640	603,296	13	1.0
King's Lynn & West Norfolk	181,711	968,580	1,150,291	18	6.0
Norfolk Total	1,125,694	4,852,678	5,978,372	114	33.5
Suffolk					
Babergh	132,522	532,193	664,715	13	0.0
Forest Heath	78,475	313,389	391,864	15	3.0
Ipswich	112,952	487,551	600,503	10	1.0
Mid Suffolk	194,954	808,645	1,003,600	22	3.0
St Edmundsbury	420,389	1,863,515	2,283,904	31	16.0
Suffolk Coastal	194,054	887,094	1,081,147	18	1.3
Waveney	160,905	522,475	683,380	21	9.5
Suffolk Total	1,294,251	5,414,863	6,709,114	130	33.8
Norfolk Total	1,125,694	4,852,678	5,978,372	114	33.5
Suffolk Total	1,294,251	5,414,863	6,709,114	130	33.8
Total	2,419,945	10,267,540	12,687,486	244	67.3



www.newanglia.co.uk/small-grant-scheme/