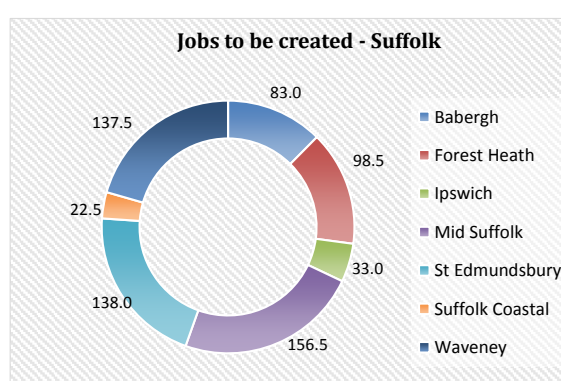
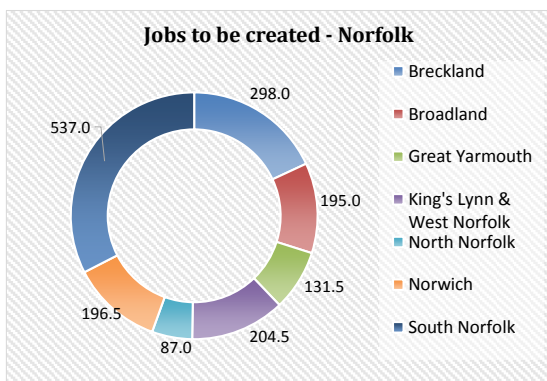
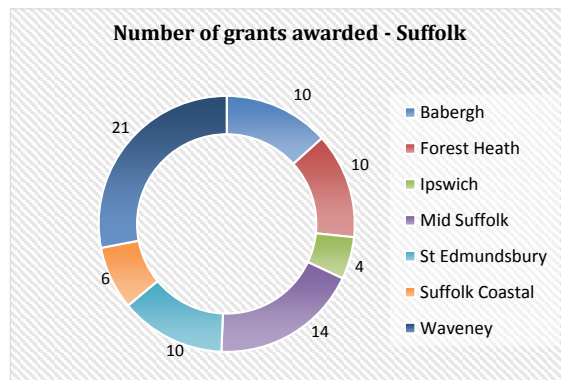
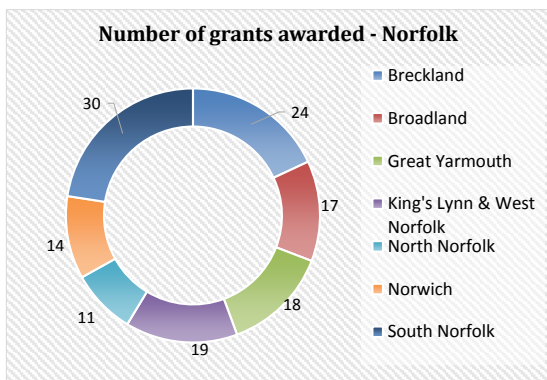
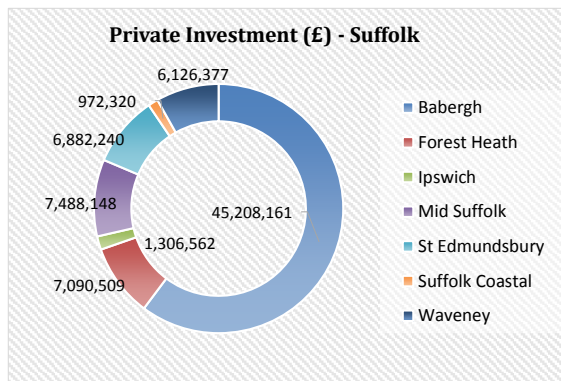
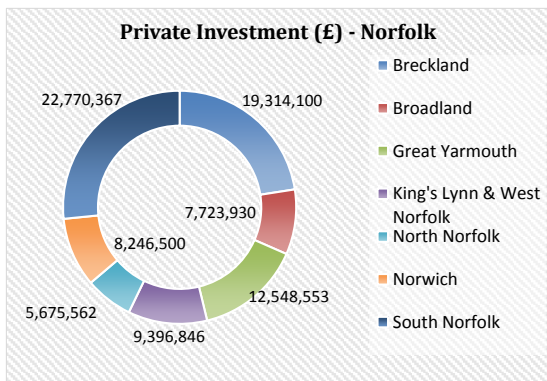
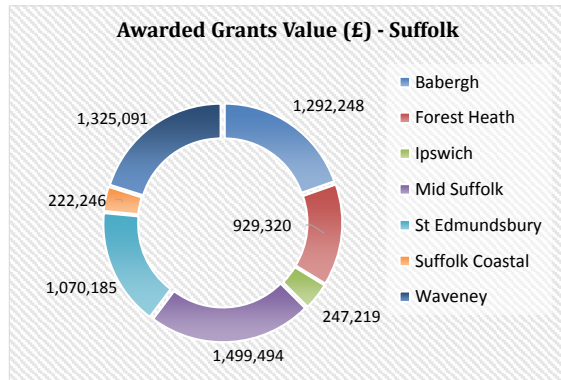
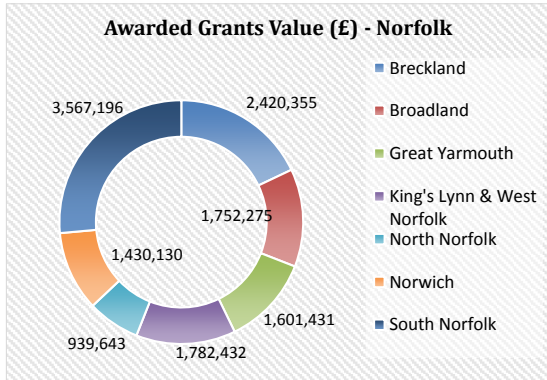


Growing Business Fund (£25,000 - £500,000 grants)
 Statistics for the period of April 2013 - July 2018



GBF Grants Awarded

Row Labels	Sum of Grant Awarded	Sum of Private Match	Sum of Total Project Cost	Sum of Project Approved	Sum of FTE
Norfolk					
Breckland	2,420,355	19,314,100	21,734,455	24	298.0
Broadland	1,752,275	7,723,930	9,476,205	17	195.0
Great Yarmouth	1,601,431	12,548,553	14,149,984	18	131.5
King's Lynn & West Norfolk	1,782,432	9,396,846	11,179,278	19	204.5
North Norfolk	939,643	5,675,562	6,615,205	11	87.0
Norwich	1,430,130	8,246,500	9,676,630	14	196.5
South Norfolk	3,567,196	22,770,367	26,337,563	30	537.0
Norfolk Total	13,493,462	85,675,858	99,169,320	133	1,649.5
Suffolk					
Babergh	1,292,248	45,208,161	46,500,409	10	83.0
Forest Heath	929,320	7,090,509	8,019,829	10	98.5
Ipswich	247,219	1,306,562	1,553,781	4	33.0
Mid Suffolk	1,499,494	7,488,148	8,987,642	14	156.5
St Edmundsbury	1,070,185	6,882,240	7,952,425	10	138.0
Suffolk Coastal	222,246	972,320	1,194,566	6	22.5
Waveney	1,325,091	6,126,377	7,451,468	21	137.5
Suffolk Total	6,585,803	75,074,317	81,660,120	75	669.0
Grand Total	20,079,265	160,750,175	180,829,440	208	2,318.5

Norfolk Total	13,493,462	85,675,858	99,169,320	133	1,649.5
Suffolk Total	6,585,803	75,074,317	81,660,120	75	669.0
Total	20,079,265	160,750,175	180,829,440	208	2,318.5

