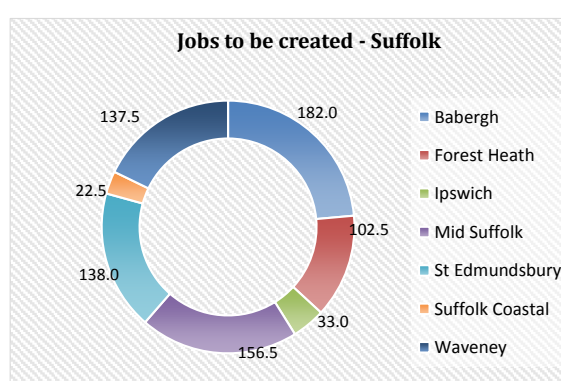
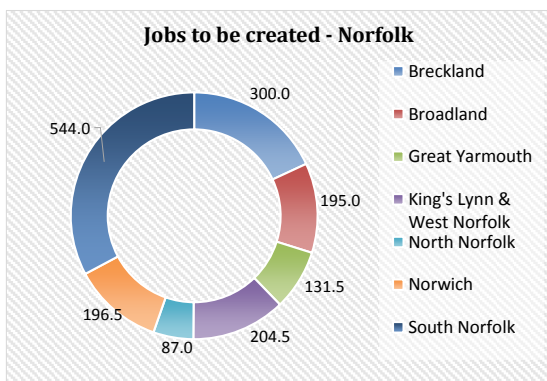
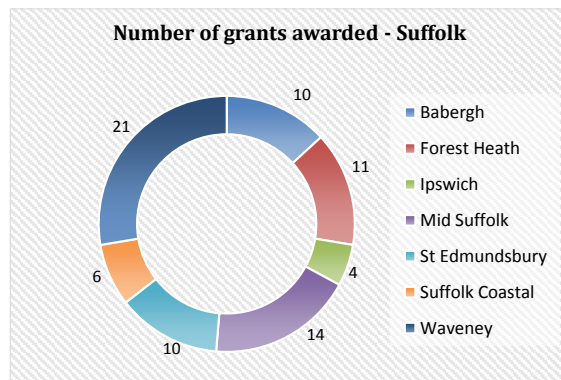
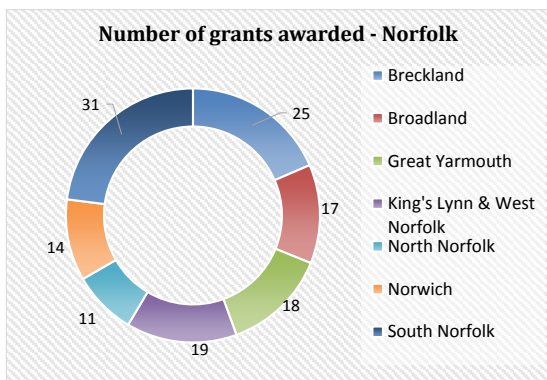
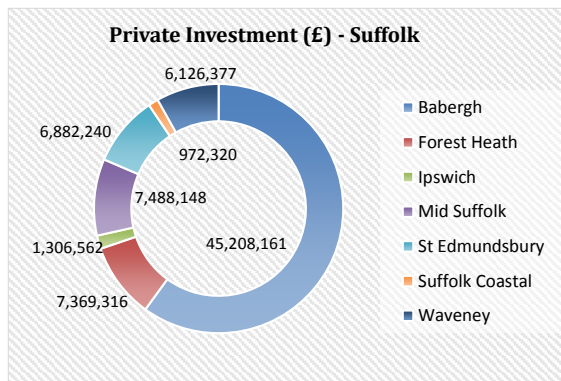
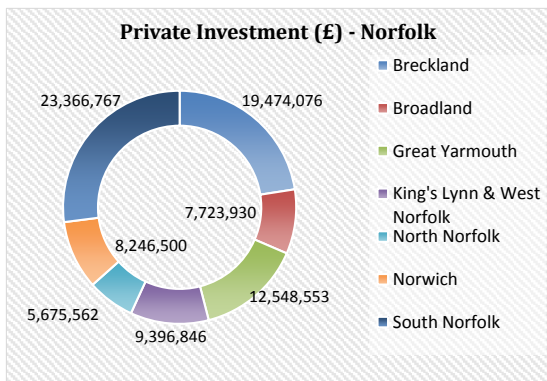
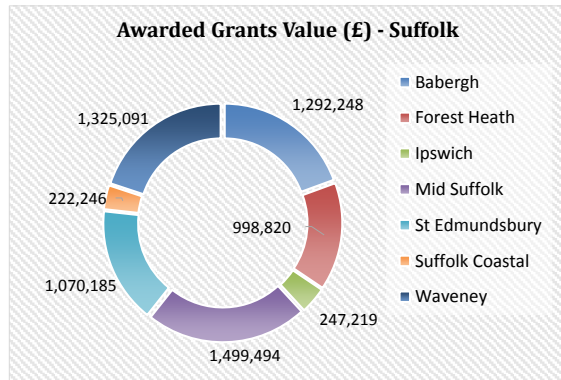
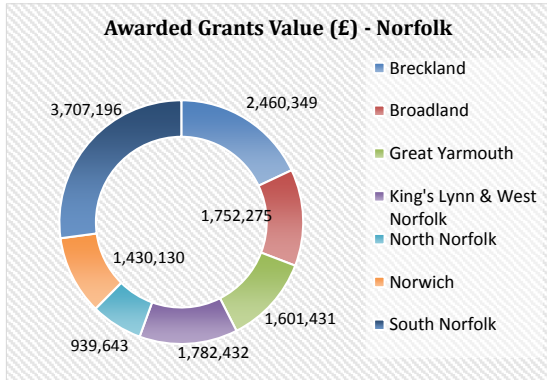


**Growing Business Fund (£25,000 - £500,000 grants)**  
 Statistics for the period of April 2013 - August 2018



**GBF Grants Awarded**

Row Labels	Sum of Grant Awarded	Sum of Private Match	Sum of Total Project Cost	Sum of Project Approved	Sum of FTE
<b>Norfolk</b>					
Breckland	2,460,349	19,474,076	21,934,425	25	300.0
Broadland	1,752,275	7,723,930	9,476,205	17	195.0
Great Yarmouth	1,601,431	12,548,553	14,149,984	18	131.5
King's Lynn & West Norfolk	1,782,432	9,396,846	11,179,278	19	204.5
North Norfolk	939,643	5,675,562	6,615,205	11	87.0
Norwich	1,430,130	8,246,500	9,676,630	14	196.5
South Norfolk	3,707,196	23,366,767	27,073,963	31	544.0
<b>Norfolk Total</b>	<b>13,673,456</b>	<b>86,432,234</b>	<b>100,105,690</b>	<b>135</b>	<b>1658.5</b>
<b>Suffolk</b>					
Babergh	1,292,248	45,208,161	46,500,409	10	182.0
Forest Heath	998,820	7,369,316	8,368,136	11	102.5
Ipswich	247,219	1,306,562	1,553,781	4	33.0
Mid Suffolk	1,499,494	7,488,148	8,987,642	14	156.5
St Edmundsbury	1,070,185	6,882,240	7,952,425	10	138.0
Suffolk Coastal	222,246	972,320	1,194,566	6	22.5
Waveney	1,325,091	6,126,377	7,451,468	21	137.5
West Suffolk	60000	328750	388750	1	3
<b>Suffolk Total</b>	<b>6,715,303</b>	<b>75,681,874</b>	<b>82,397,177</b>	<b>77</b>	<b>775.0</b>
<b>Grand Total</b>	<b>20,388,759</b>	<b>162,114,108</b>	<b>182,502,867</b>	<b>212</b>	<b>2433.5</b>

<b>Norfolk Total</b>	13,673,456	86,432,234	100,105,690	135	1,658.5
<b>Suffolk Total</b>	6,715,303	75,681,874	82,397,177	77	775.0
<b>Total</b>	<b>20,388,759</b>	<b>162,114,108</b>	<b>182,502,867</b>	<b>212</b>	<b>2,433.5</b>

