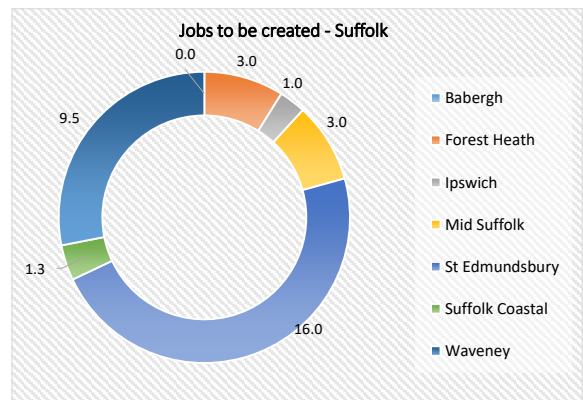
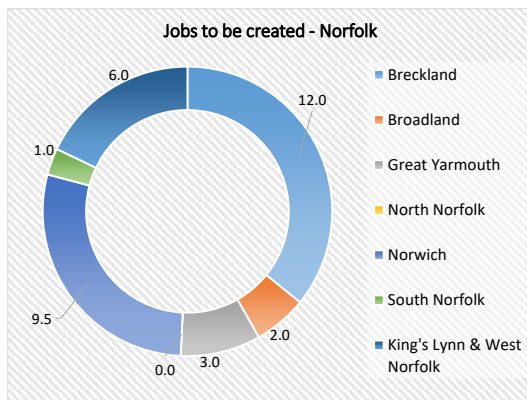
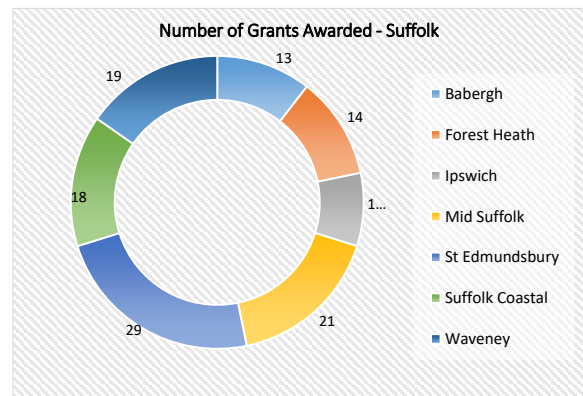
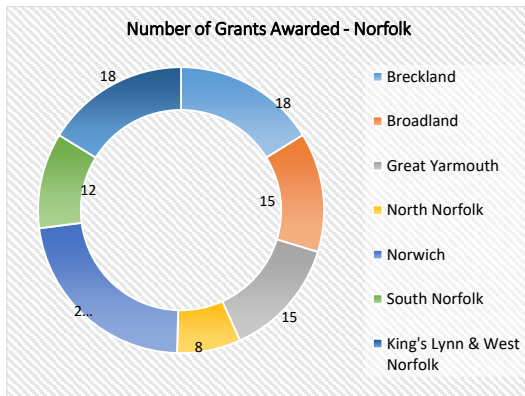
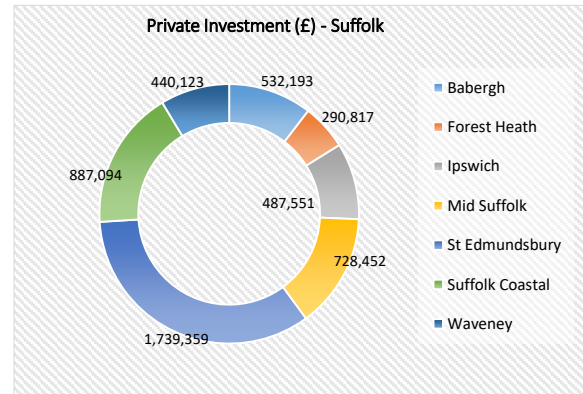
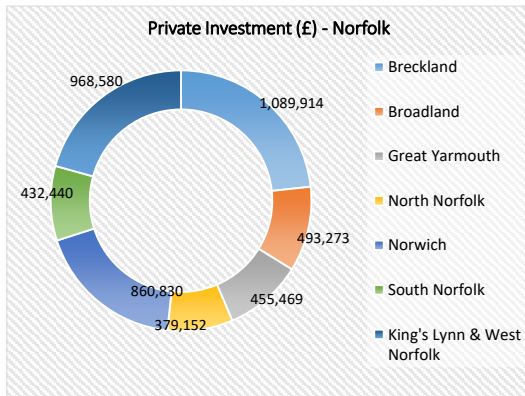
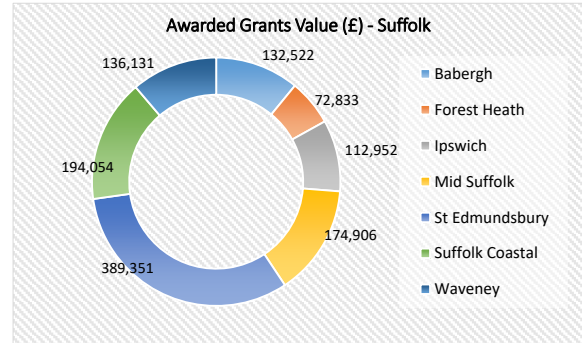
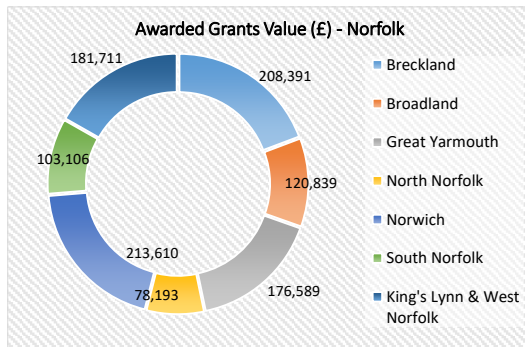


New Anglia Business Growth Programme (ERDF)

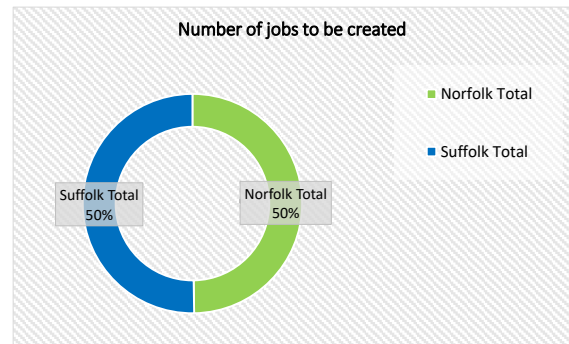
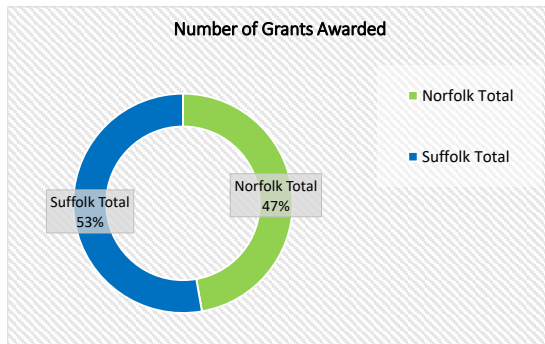
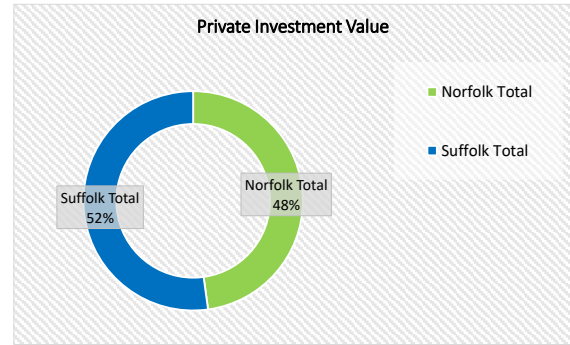
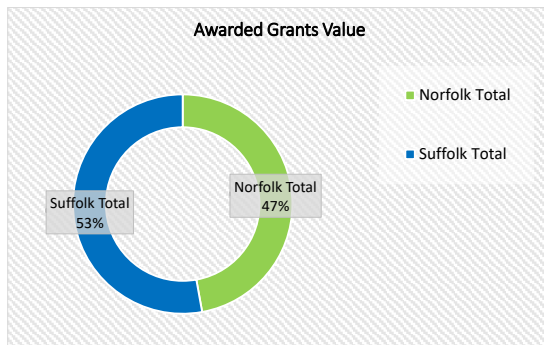
Small Grant Scheme (£1,000 - £25,000 grants)

Statistics for the period of August 2016 - August 2018



SGS/ ERDF Grants (£1,000 - £25,000) Awarded (including projects which have been withdrawn thereafter)

Row Labels	Sum of Grant Awarded	Sum of Private Match	Sum of Total Project Cost	Count of No	Sum of FTE
Norfolk					
Breckland	208,391	1,089,914	1,298,305	18	12.0
Broadland	120,839	493,273	614,113	15	2.0
Great Yarmouth	176,589	455,469	632,058	15	3.0
North Norfolk	78,193	379,152	457,345	8	0.0
Norwich	213,610	860,830	1,074,440	25	9.5
South Norfolk	103,106	432,440	535,546	12	1.0
King's Lynn & West Norfolk	181,711	968,580	1,150,291	18	6.0
Norfolk Total	1,082,439	4,679,658	5,762,097	111	33.5
Suffolk					
Babergh	132,522	532,193	664,715	13	0.0
Forest Heath	72,833	290,817	363,650	14	3.0
Ipswich	112,952	487,551	600,503	10	1.0
Mid Suffolk	174,906	728,452	903,359	21	3.0
St Edmundsbury	389,351	1,739,359	2,128,710	29	16.0
Suffolk Coastal	194,054	887,094	1,081,147	18	1.3
Waveney	136,131	440,123	576,254	19	9.5
Suffolk Total	1,212,749	5,105,590	6,318,338	124	33.8
Norfolk Total	1,082,439	4,679,658	5,762,097	111	33.5
Suffolk Total	1,212,749	5,105,590	6,318,338	124	33.8
Total	2,295,188	9,785,247	12,080,436	235	67.3



www.newanglia.co.uk/small-grant-scheme/