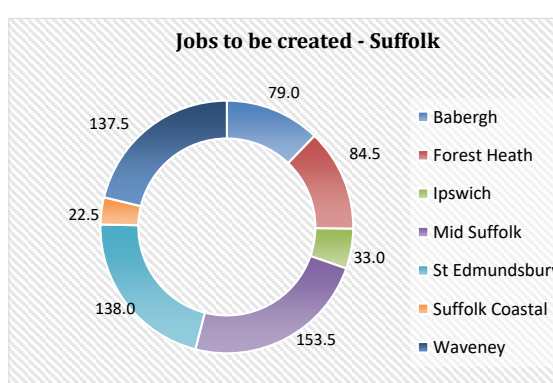
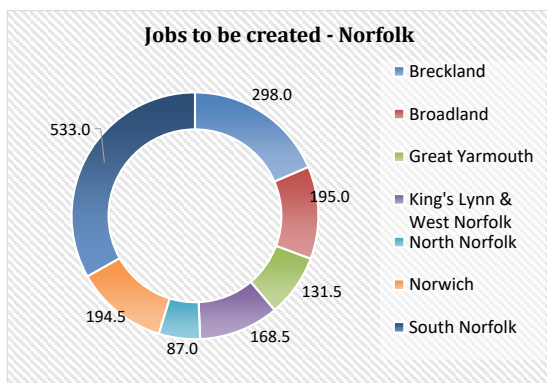
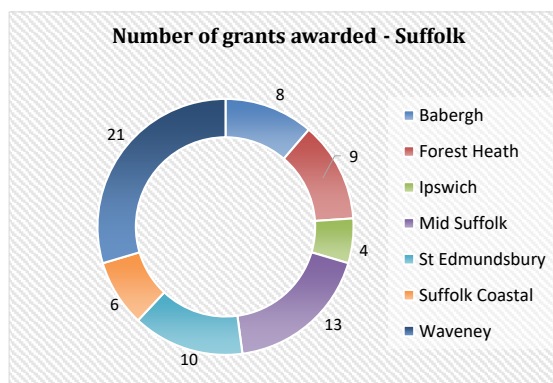
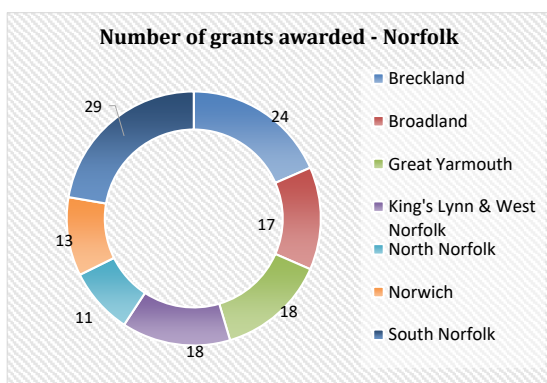
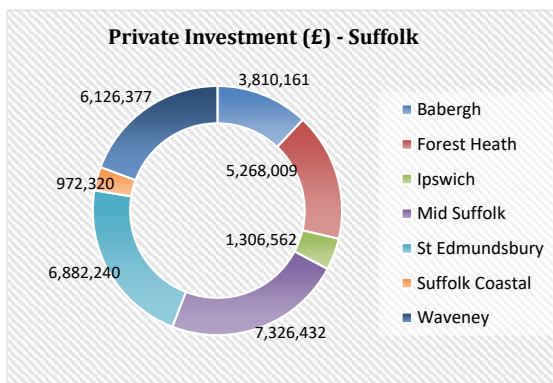
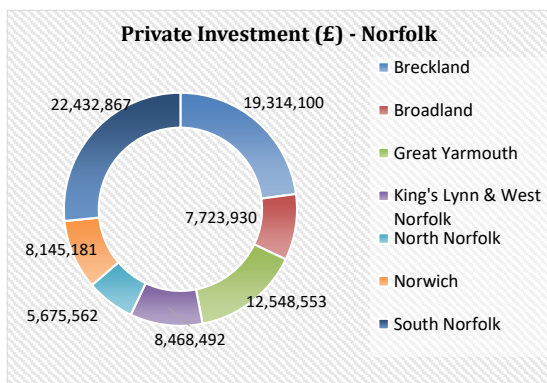
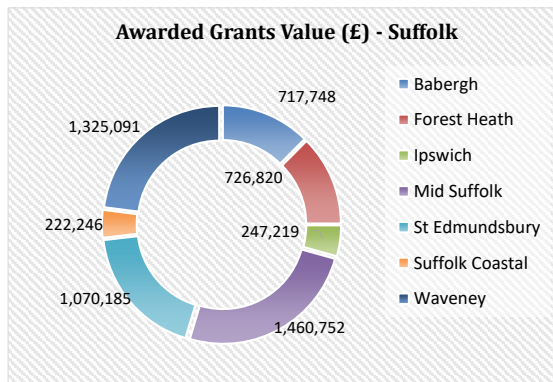
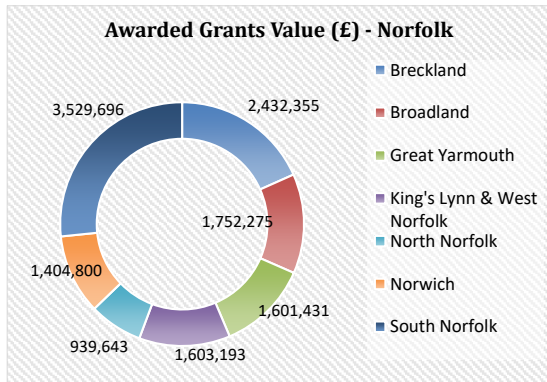


# Growing Business Fund (£25,000 - £500,000 grants)

Statistics for the period of April 2013 - June 2018



**GBF Grants Awarded**

Row Labels	Sum of Grant Awarded	Sum of Private Match	Sum of Total Project Cost	Sum of Project Approved	Sum of FTE
<b>Norfolk</b>					
Breckland	2,432,355	19,314,100	21,746,455	24	298.0
Broadland	1,752,275	7,723,930	9,476,205	17	195.0
Great Yarmouth	1,601,431	12,548,553	14,149,984	18	131.5
King's Lynn & West Norfolk	1,603,193	8,468,492	10,071,685	18	168.5
North Norfolk	939,643	5,675,562	6,615,205	11	87.0
Norwich	1,404,800	8,145,181	9,549,981	13	194.5
South Norfolk	3,529,696	22,432,867	25,962,563	29	533.0
<b>Norfolk Total</b>	<b>13,263,393</b>	<b>84,308,685</b>	<b>97,572,078</b>	<b>130</b>	<b>1607.5</b>
<b>Suffolk</b>					
Babergh	717,748	3,810,161	4,527,909	8	79.0
Forest Heath	726,820	5,268,009	5,994,829	9	84.5
Ipswich	247,219	1,306,562	1,553,781	4	33.0
Mid Suffolk	1,460,752	7,326,432	8,787,184	13	153.5
St Edmundsbury	1,070,185	6,882,240	7,952,425	10	138.0
Suffolk Coastal	222,246	972,320	1,194,566	6	22.5
Waveney	1,325,091	6,126,377	7,451,468	21	137.5
<b>Suffolk Total</b>	<b>5,770,061</b>	<b>31,692,101</b>	<b>37,462,162</b>	<b>71</b>	<b>648.0</b>
<b>Grand Total</b>	<b>19,033,454</b>	<b>116,000,786</b>	<b>135,034,240</b>	<b>201</b>	<b>2255.5</b>

<b>Norfolk Total</b>	13,263,393	84,308,685	97,572,078	130	1,607.5
<b>Suffolk Total</b>	5,770,061	31,692,101	37,462,162	71	648.0
<b>Total</b>	<b>19,033,454</b>	<b>116,000,786</b>	<b>135,034,240</b>	<b>201</b>	<b>2,255.5</b>

