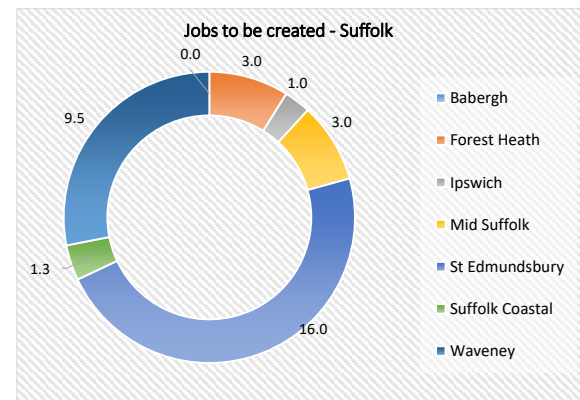
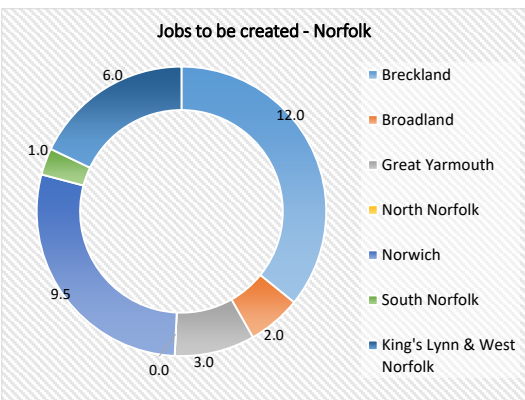
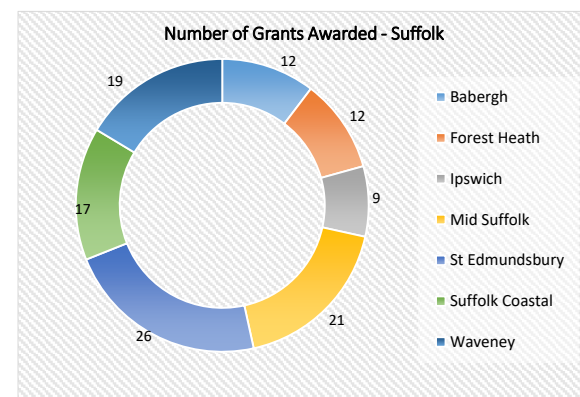
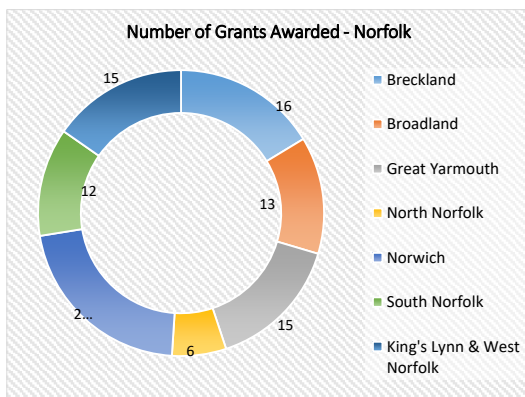
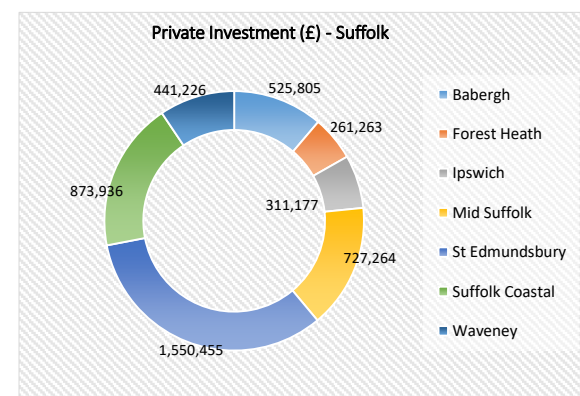
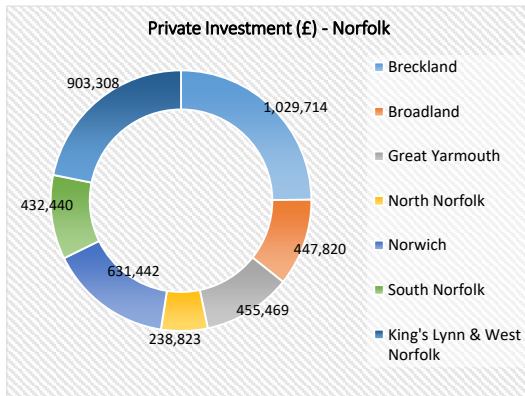
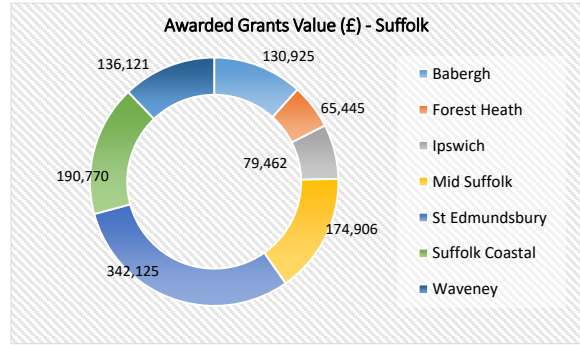
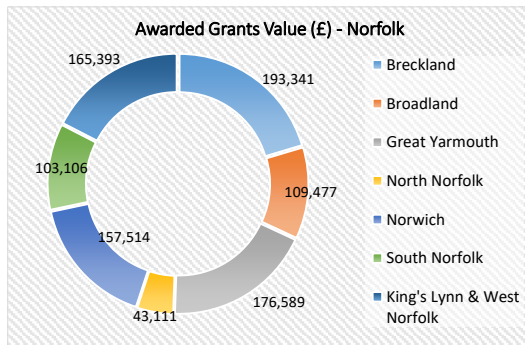


New Anglia Business Growth Programme (ERDF)

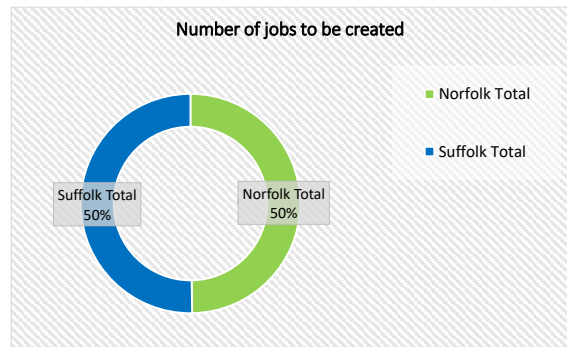
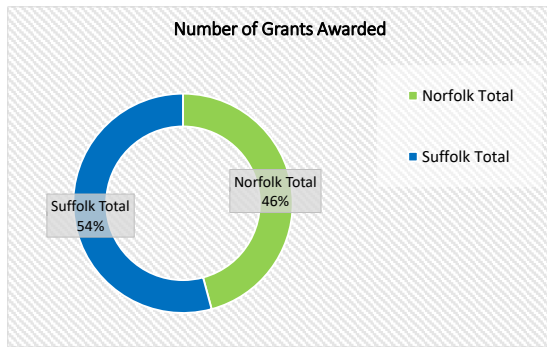
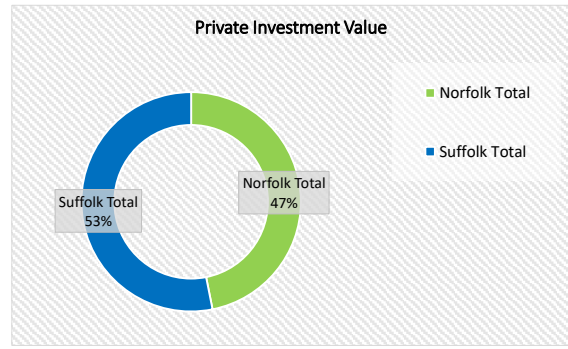
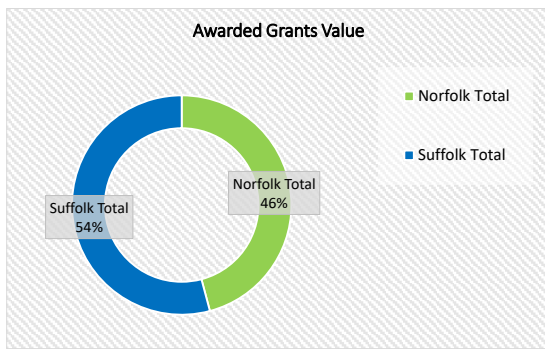
Small Grant Scheme (£1,000 - £25,000 grants)

Statistics for the period of August 2016 - June 2018



SGS/ ERDF Grants (£1,000 - £25,000) Awarded projects (including projects which have been withdrawn thereafter)

Row Labels	Sum of Grant Awarded	Sum of Private Match	Sum of Total Project Cost	Count of No	Sum of FTE
Norfolk					
Breckland	193,341	1,029,714	1,223,055	16	12.0
Broadland	109,477	447,820	557,298	13	2.0
Great Yarmouth	176,589	455,469	632,058	15	3.0
North Norfolk	43,111	238,823	281,934	6	0.0
Norwich	157,514	631,442	788,956	21	9.5
South Norfolk	103,106	432,440	535,546	12	1.0
King's Lynn & West Norfolk	165,393	903,308	1,068,701	15	6.0
Norfolk Total	948,531	4,139,016	5,087,547	98	33.5
Suffolk					
Babergh	130,925	525,805	656,730	12	0.0
Forest Heath	65,445	261,263	326,708	12	3.0
Ipswich	79,462	311,177	390,639	9	1.0
Mid Suffolk	174,906	727,264	902,171	21	3.0
St Edmundsbury	342,125	1,550,455	1,892,580	26	16.0
Suffolk Coastal	190,770	873,936	1,064,705	17	1.3
Waveney	136,121	441,226	577,346	19	9.5
Suffolk Total	1,119,753	4,691,126	5,810,879	116	33.8
Grand Total	2,068,285	8,830,141	10,898,426	214	67.3
Norfolk Total	948,531	4,139,016	5,087,547	98	33.5
Suffolk Total	1,119,753	4,691,126	5,810,879	116	33.8
Total	2,068,285	8,830,141	10,898,426	214	67.3



www.newanglia.co.uk/small-grant-scheme/