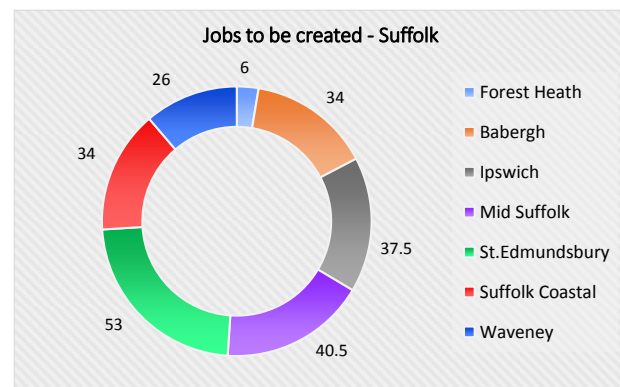
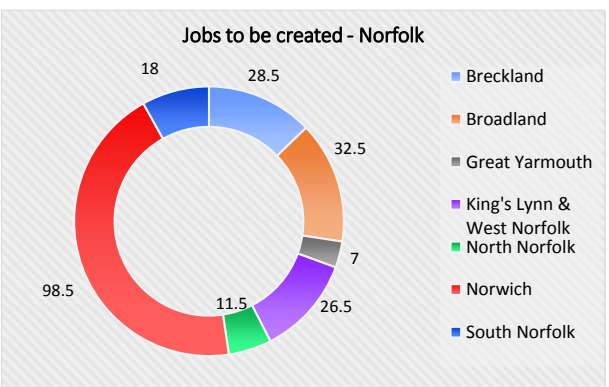
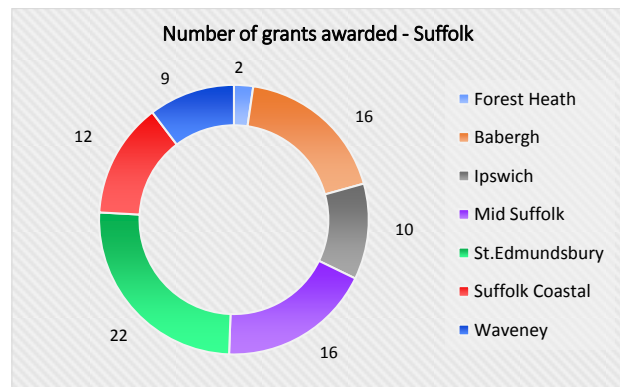
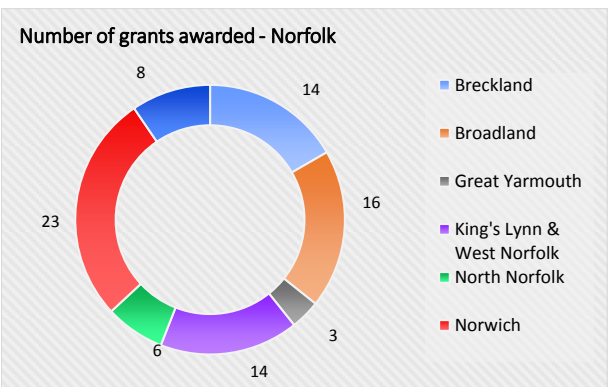
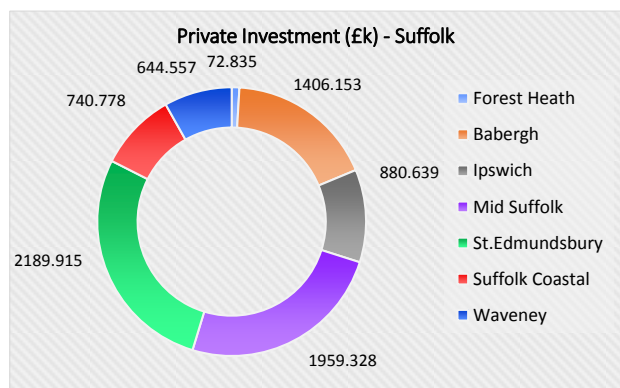
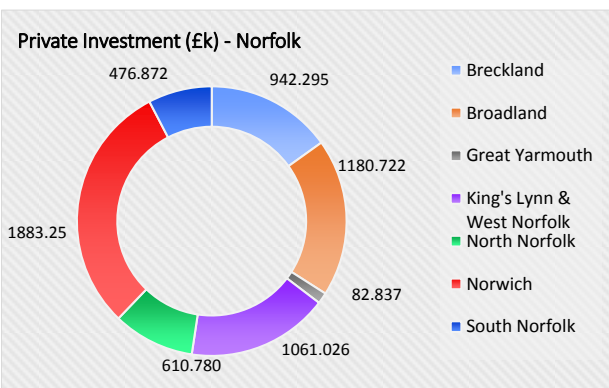
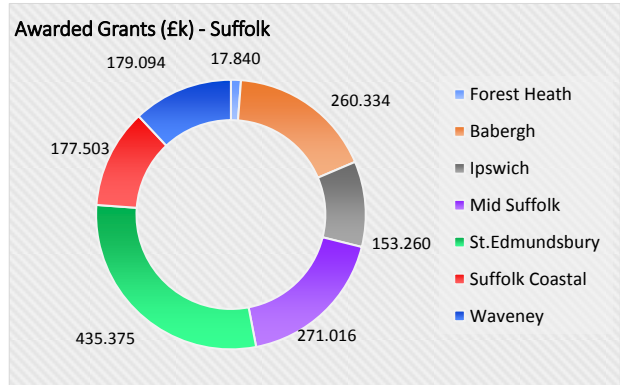
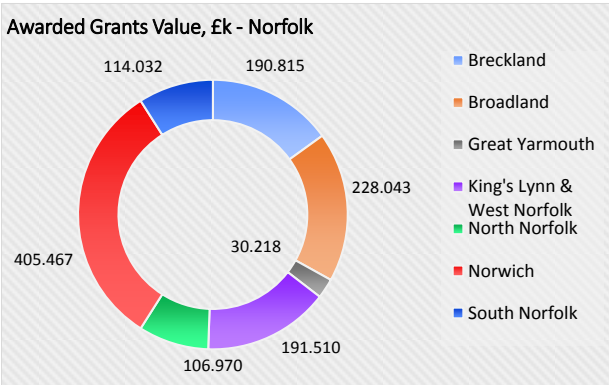


Small Grant Scheme (£5,000 - £25,000 grants)
 Statistics for the period of April 2014 - March 2017



SGS Grants Awarded					
District	Grant Value (awarded), £k	Private Investment (to be invested), £k	Total Project Cost (to be invested), £k	No. grants (awarded)	FTE Jobs (to be created)
Breckland	190.815	942.295	1197.410	14	28.5
Broadland	228.043	1180.722	1408.765	16	32.5
Great Yarmouth	30.218	82.837	113.055	3	7
King's Lynn & West Norfolk	191.510	1061.026	1252.536	14	26.5
North Norfolk	106.970	610.780	717.750	6	11.5
Norwich	405.467	1883.25	2288.717	23	98.5
South Norfolk	114.032	476.872	590.904	8	18
Forest Heath	17.840	72.835	54.995	2	6
Babergh	260.334	1406.153	1666.487	16	34
Ipswich	153.260	880.639	1033.899	10	37.5
Mid Suffolk	271.016	1959.328	2230.344	16	40.5
St. Edmundsbury	435.375	2189.915	2625.290	22	53
Suffolk Coastal	177.503	740.778	918.281	12	34
Waveney	179.094	644.557	823.651	9	26
Norfolk Total	1267.055	6237.782	7504.837	84	222.5
Suffolk Total	1494.422	7894.205	9388.627	87	231
Total	2761.477	14131.987	16893.464	171	453.5

