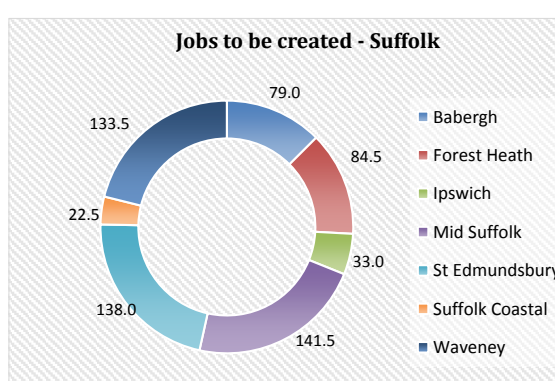
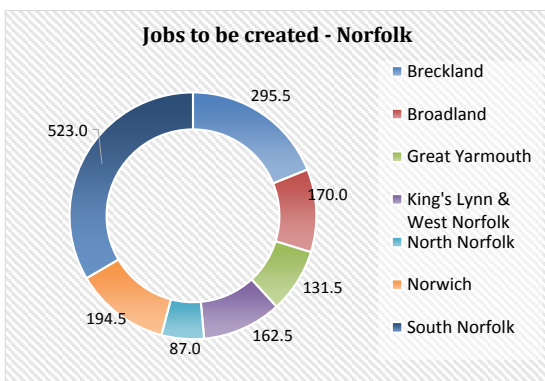
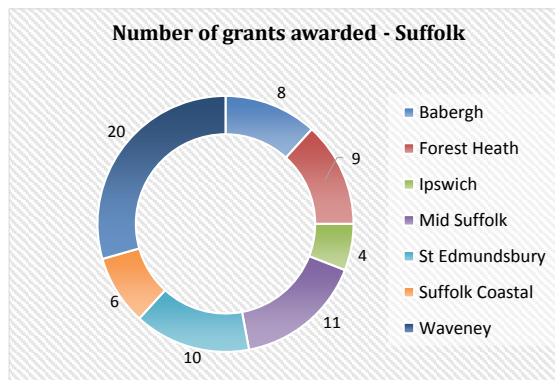
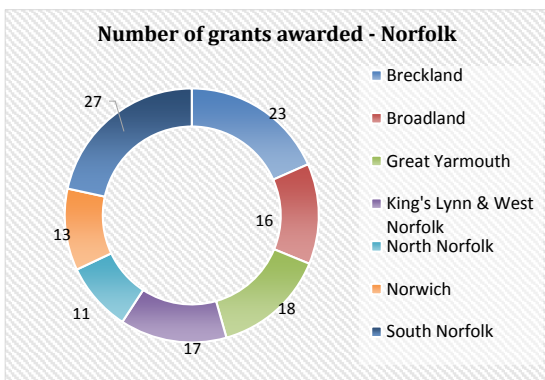
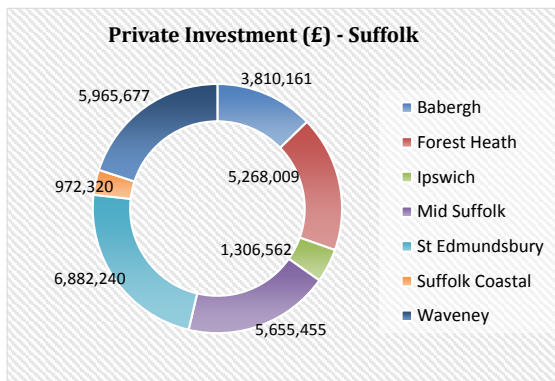
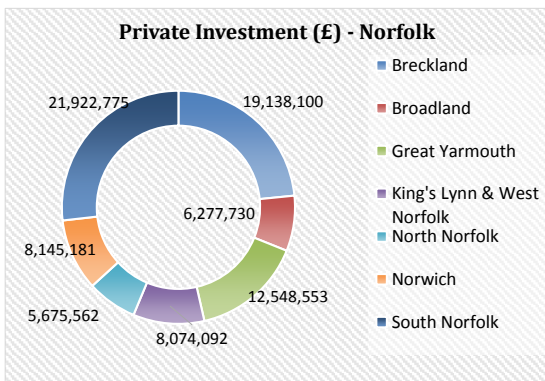
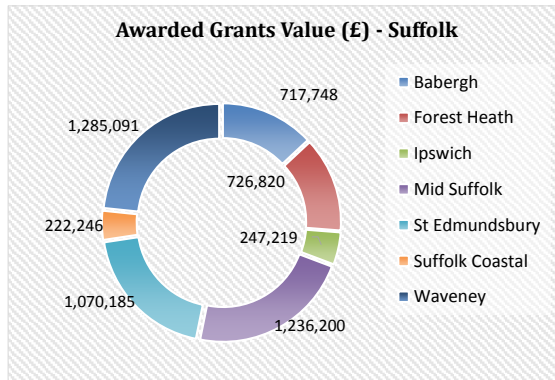
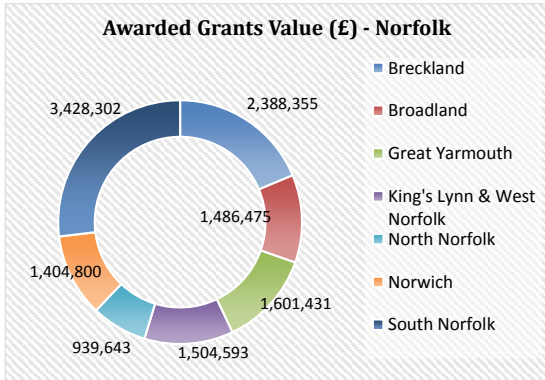


Growing Business Fund (£25,000 - £500,000 grants)

Statistics for the period of April 2013 - March 2018



GBF Grants Awarded

Row Labels	Sum of Grant Awarded	Sum of Private Match	Sum of Total Project Cost	Sum of Project Approved	Sum of FTE
Norfolk					
Breckland	2,388,355	19,138,100	21,526,455	23	295.5
Broadland	1,486,475	6,277,730	7,764,205	16	170.0
Great Yarmouth	1,601,431	12,548,553	14,149,984	18	131.5
King's Lynn & West Norfolk	1,504,593	8,074,092	9,578,685	17	162.5
North Norfolk	939,643	5,675,562	6,615,205	11	87.0
Norwich	1,404,800	8,145,181	9,549,981	13	194.5
South Norfolk	3,428,302	21,922,775	25,351,077	27	523.0
Norfolk Total	12,753,599	81,781,993	94,535,592	125	1564.0
Suffolk					
Babergh	717,748	3,810,161	4,527,909	8	79.0
Forest Heath	726,820	5,268,009	5,994,829	9	84.5
Ipswich	247,219	1,306,562	1,553,781	4	33.0
Mid Suffolk	1,236,200	5,655,455	6,891,655	11	141.5
St Edmundsbury	1,070,185	6,882,240	7,952,425	10	138.0
Suffolk Coastal	222,246	972,320	1,194,566	6	22.5
Waveney	1,285,091	5,965,677	7,250,768	20	133.5
Suffolk Total	5,505,509	29,860,424	35,365,933	68	632.0
Grand Total	18,259,108	111,642,417	129,901,525	193	2196.0

Norfolk Total	12,753,599	81,781,993	94,535,592	125	1,564.0
Suffolk Total	5,505,509	29,860,424	35,365,933	68	632.0
Total	18,259,108	111,642,417	129,901,525	193	2,196.0

