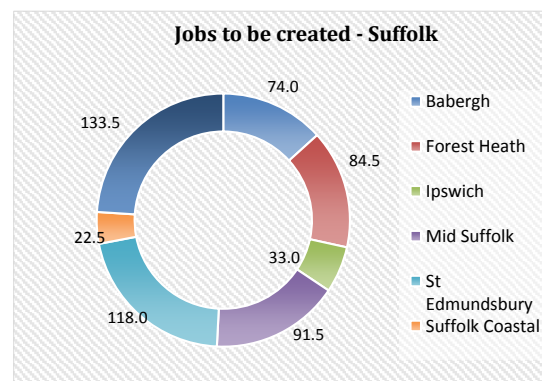
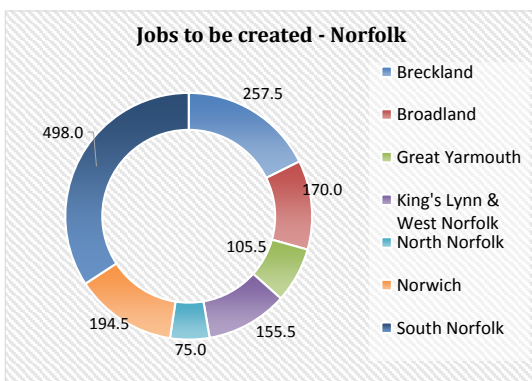
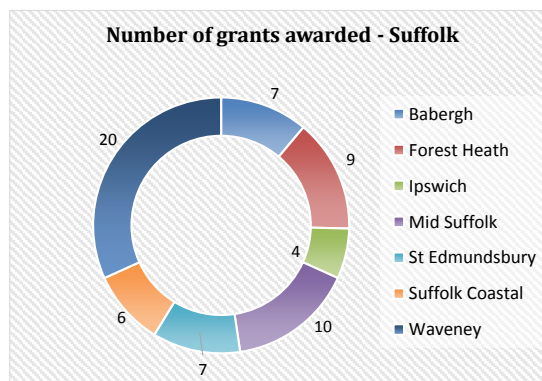
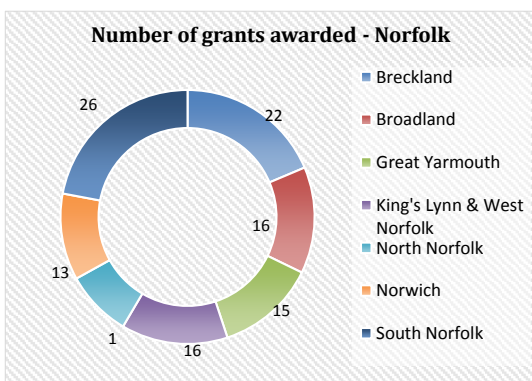
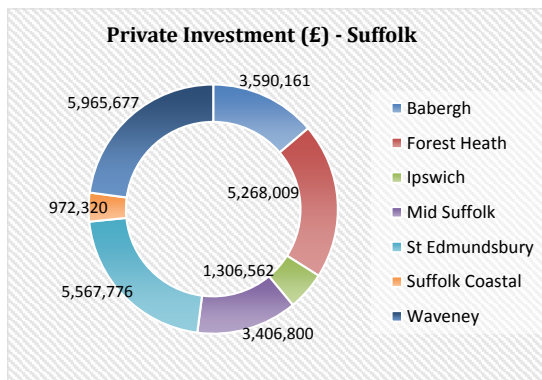
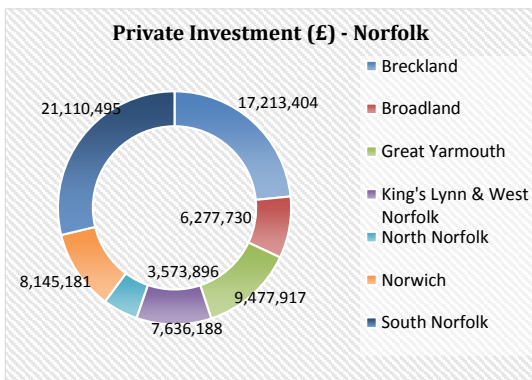
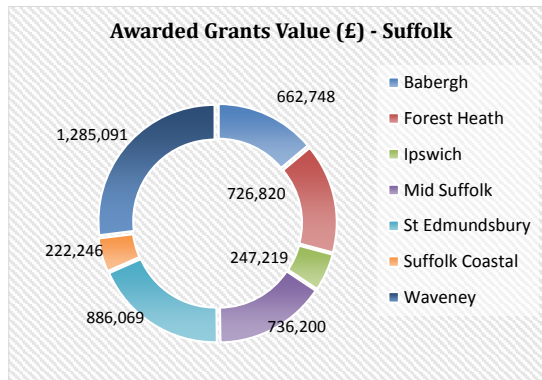
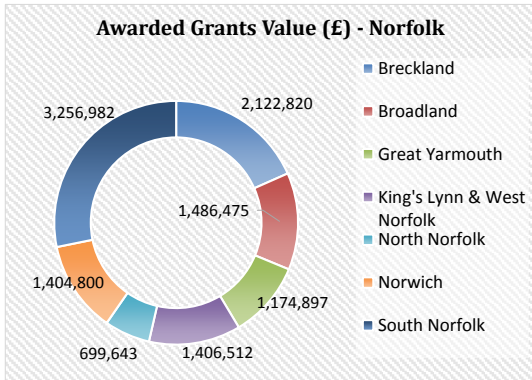


Growing Business Fund (£25,000 - £500,000 grants)

Statistics for the period of April 2013 - November 2017



GBF Grants Awarded

Row Labels	Sum of Grant Awarded	Sum of Private Match	Sum of Total Project Cost	Sum of Project Approved	Sum of FTE
Norfolk					
Breckland	2,122,820	17,213,404	19,336,224	22	257.5
Broadland	1,486,475	6,277,730	7,764,205	16	170.0
Great Yarmouth	1,174,897	9,477,917	10,652,814	15	105.5
King's Lynn & West Norfolk	1,406,512	7,636,188	9,042,700	16	155.5
North Norfolk	699,643	3,573,896	4,273,539	10	75.0
Norwich	1,404,800	8,145,181	9,549,981	13	194.5
South Norfolk	3,256,982	21,110,495	24,367,477	26	498.0
Norfolk Total	11,552,129	73,434,811	84,986,940	118	1456.0
Suffolk					
Babergh	662,748	3,590,161	4,252,909	7	74.0
Forest Heath	726,820	5,268,009	5,994,829	9	84.5
Ipswich	247,219	1,306,562	1,553,781	4	33.0
Mid Suffolk	736,200	3,406,800	4,143,000	10	91.5
St Edmundsbury	886,069	5,567,776	6,453,845	7	118.0
Suffolk Coastal	222,246	972,320	1,194,566	6	22.5
Waveney	1,285,091	5,965,677	7,250,768	20	133.5
Suffolk Total	4,766,393	26,077,305	30,843,698	63	557.0
Grand Total	16,318,522	99,512,116	115,830,638	181	2013.0

Norfolk Total	11,552,129	73,434,811	84,986,940	118	1,456.0
Suffolk Total	4,766,393	26,077,305	30,843,698	63	557.0
Total	16,318,522	99,512,116	115,830,638	181	2,013.0

