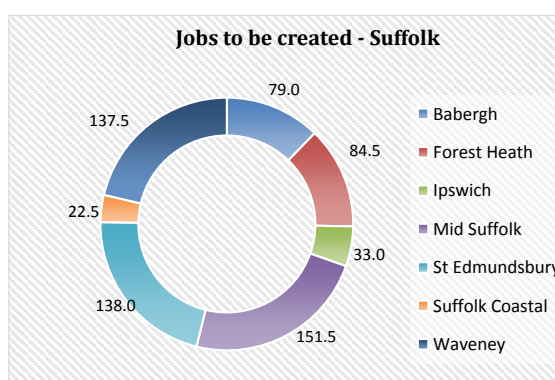
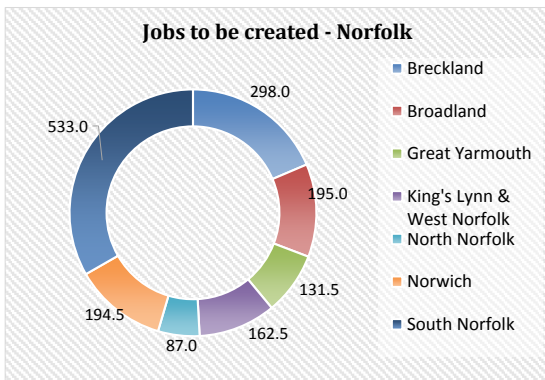
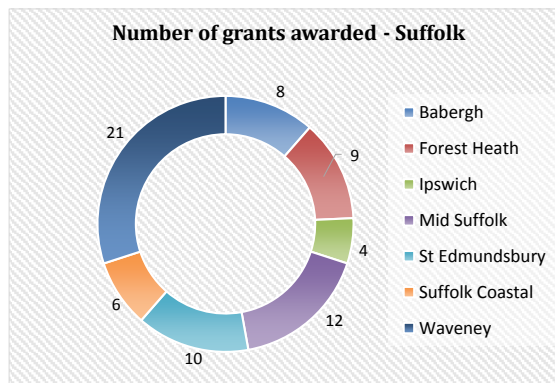
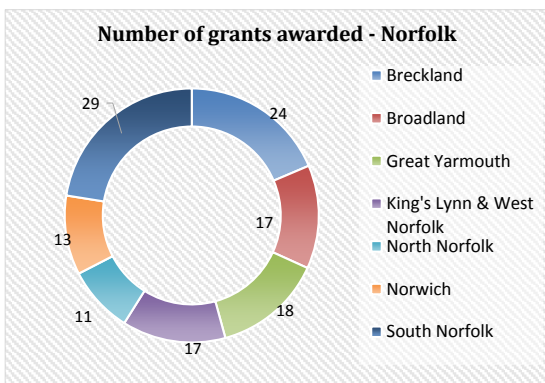
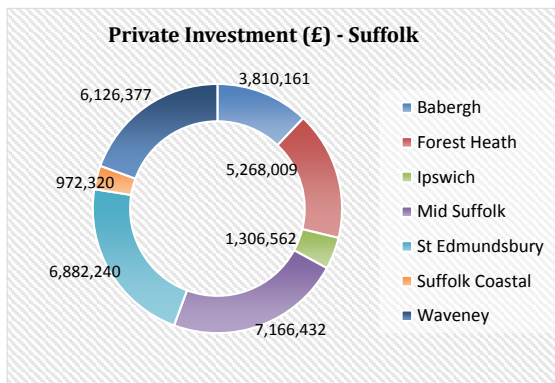
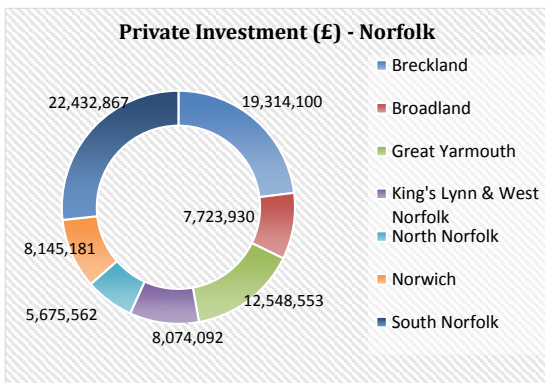
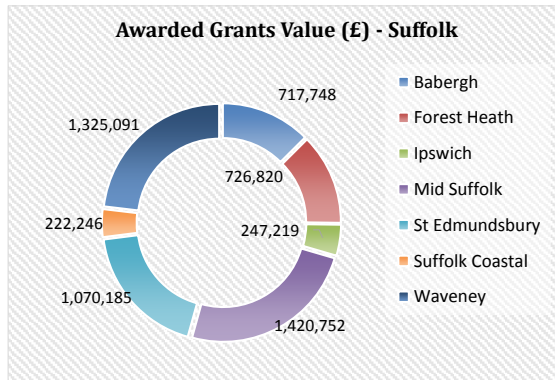
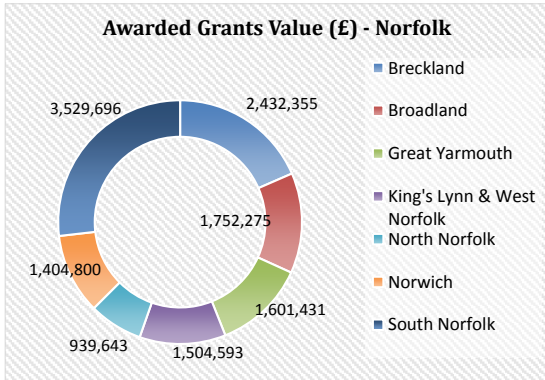


Growing Business Fund (£25,000 - £500,000 grants)

Statistics for the period of April 2013 - May 2018



GBF Grants Awarded

Row Labels	Sum of Grant Awarded	Sum of Private Match	Sum of Total Project Cost	Sum of Project Approved	Sum of FTE
Norfolk					
Breckland	2,432,355	19,314,100	21,746,455	24	298.0
Broadland	1,752,275	7,723,930	9,476,205	17	195.0
Great Yarmouth	1,601,431	12,548,553	14,149,984	18	131.5
King's Lynn & West Norfolk	1,504,593	8,074,092	9,578,685	17	162.5
North Norfolk	939,643	5,675,562	6,615,205	11	87.0
Norwich	1,404,800	8,145,181	9,549,981	13	194.5
South Norfolk	3,529,696	22,432,867	25,962,563	29	533.0
Norfolk Total	13,164,793	83,914,285	97,079,078	129	1601.5
Suffolk					
Babergh	717,748	3,810,161	4,527,909	8	79.0
Forest Heath	726,820	5,268,009	5,994,829	9	84.5
Ipswich	247,219	1,306,562	1,553,781	4	33.0
Mid Suffolk	1,420,752	7,166,432	8,587,184	12	151.5
St Edmundsbury	1,070,185	6,882,240	7,952,425	10	138.0
Suffolk Coastal	222,246	972,320	1,194,566	6	22.5
Waveney	1,325,091	6,126,377	7,451,468	21	137.5
Suffolk Total	5,730,061	31,532,101	37,262,162	70	646.0
Grand Total	18,894,854	115,446,386	134,341,240	199	2,247.5

Norfolk Total	13,164,793	83,914,285	97,079,078	129	1,601.5
Suffolk Total	5,730,061	31,532,101	37,262,162	70	646.0
Total	18,894,854	115,446,386	134,341,240	199	2,247.5

