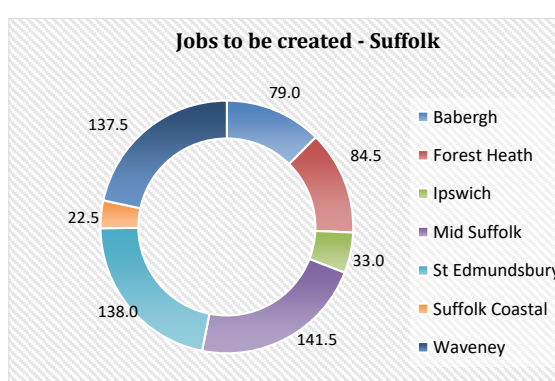
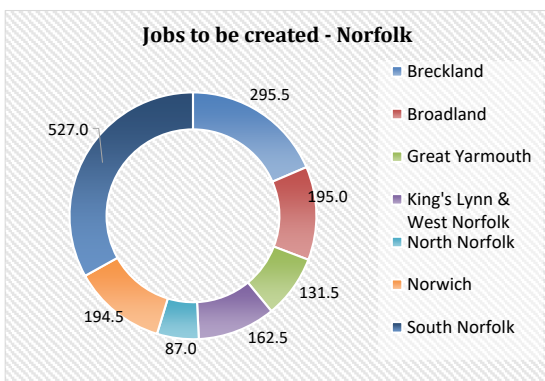
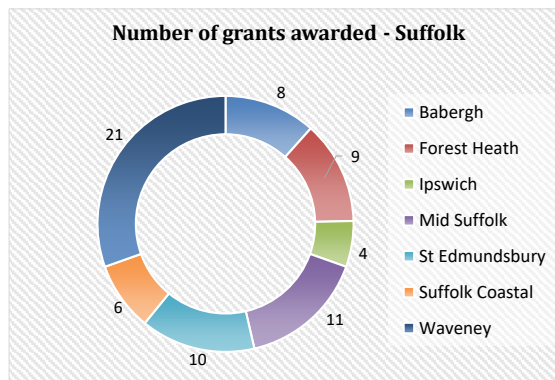
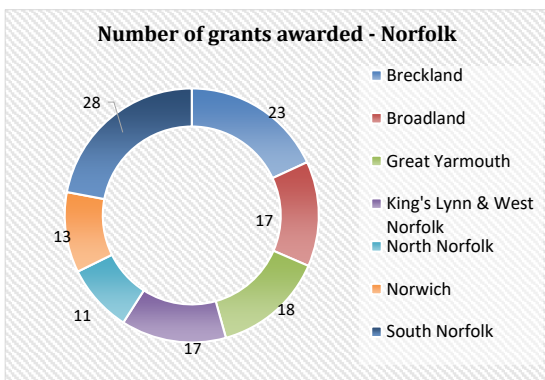
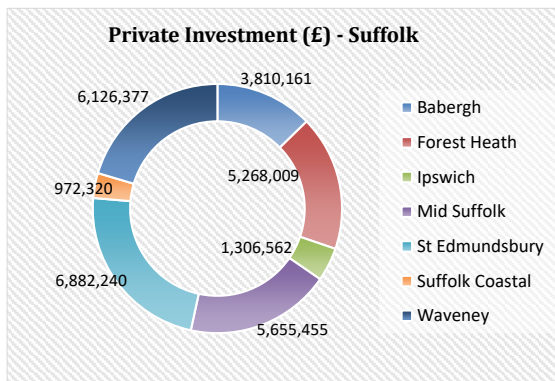
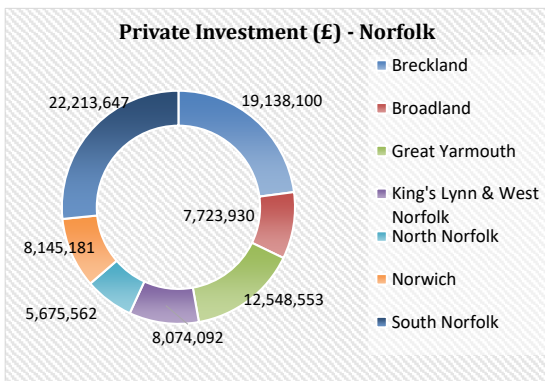
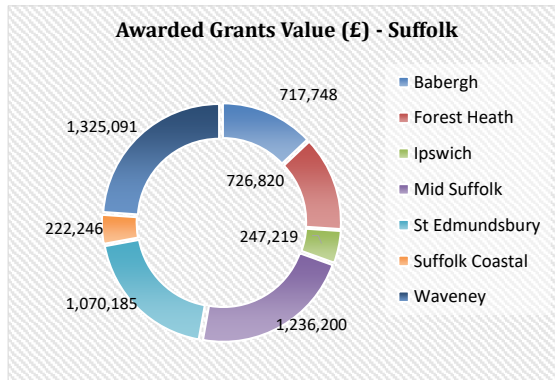
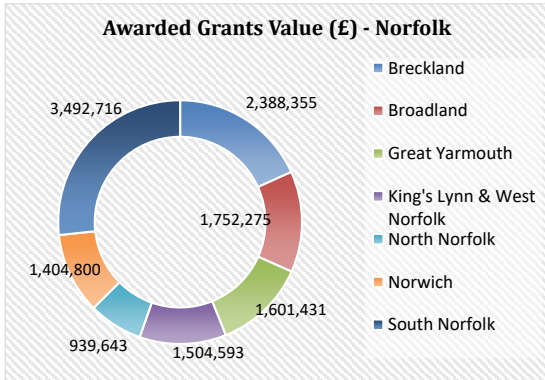


# Growing Business Fund (£25,000 - £500,000 grants)

Statistics for the period of April 2013 - April 2018



**GBF Grants Awarded**

Row Labels	Sum of Grant Awarded	Sum of Private Match	Sum of Total Project Cost	Sum of Project Approved	Sum of FTE
<b>Norfolk</b>					
Breckland	2,388,355	19,138,100	21,526,455	23	295.5
Broadland	1,752,275	7,723,930	9,476,205	17	195.0
Great Yarmouth	1,601,431	12,548,553	14,149,984	18	131.5
King's Lynn & West Norfolk	1,504,593	8,074,092	9,578,685	17	162.5
North Norfolk	939,643	5,675,562	6,615,205	11	87.0
Norwich	1,404,800	8,145,181	9,549,981	13	194.5
South Norfolk	3,492,716	22,213,647	25,706,363	28	527.0
<b>Norfolk Total</b>	<b>13,083,813</b>	<b>83,519,065</b>	<b>96,602,878</b>	<b>127</b>	<b>1593.0</b>
<b>Suffolk</b>					
Babergh	717,748	3,810,161	4,527,909	8	79.0
Forest Heath	726,820	5,268,009	5,994,829	9	84.5
Ipswich	247,219	1,306,562	1,553,781	4	33.0
Mid Suffolk	1,236,200	5,655,455	6,891,655	11	141.5
St Edmundsbury	1,070,185	6,882,240	7,952,425	10	138.0
Suffolk Coastal	222,246	972,320	1,194,566	6	22.5
Waveney	1,325,091	6,126,377	7,451,468	21	137.5
<b>Suffolk Total</b>	<b>5,545,509</b>	<b>30,021,124</b>	<b>35,566,633</b>	<b>69</b>	<b>636.0</b>
<b>Grand Total</b>	<b>18,629,322</b>	<b>113,540,189</b>	<b>132,169,511</b>	<b>196</b>	<b>2,229.0</b>

<b>Norfolk Total</b>	13,083,813	83,519,065	96,602,878	127	1,593.0
<b>Suffolk Total</b>	5,545,509	30,021,124	35,566,633	69	636.0
<b>Total</b>	<b>18,629,322</b>	<b>113,540,189</b>	<b>132,169,511</b>	<b>196</b>	<b>2,229.0</b>

