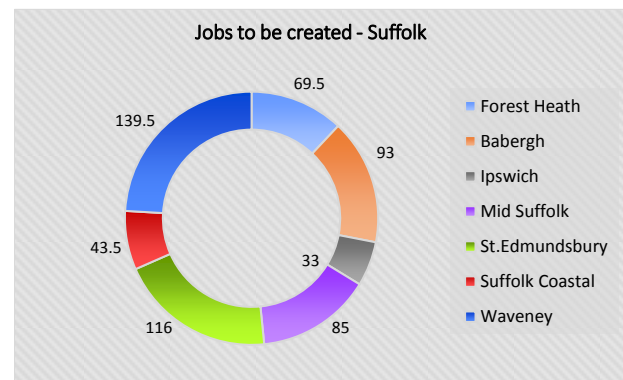
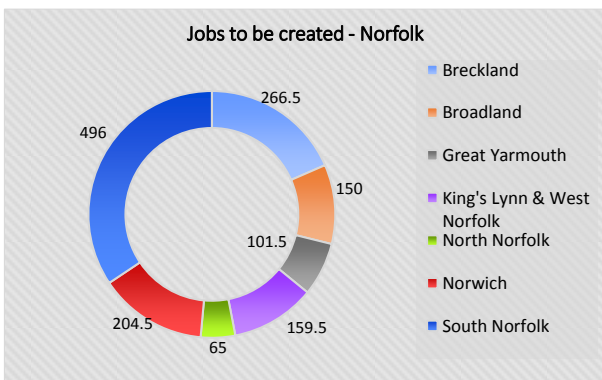
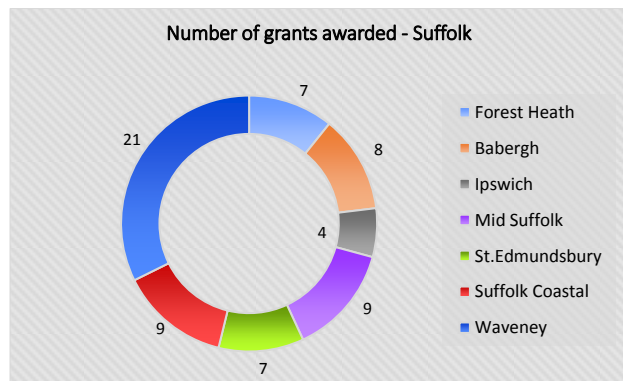
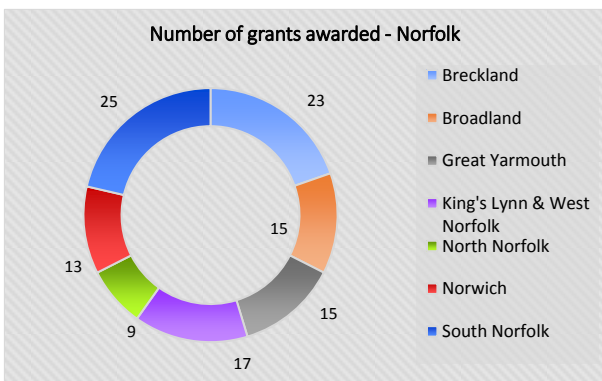
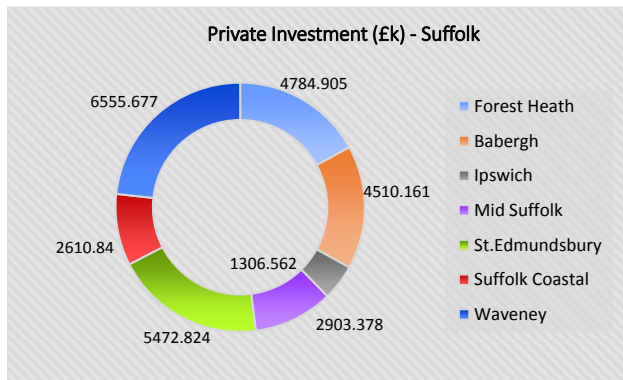
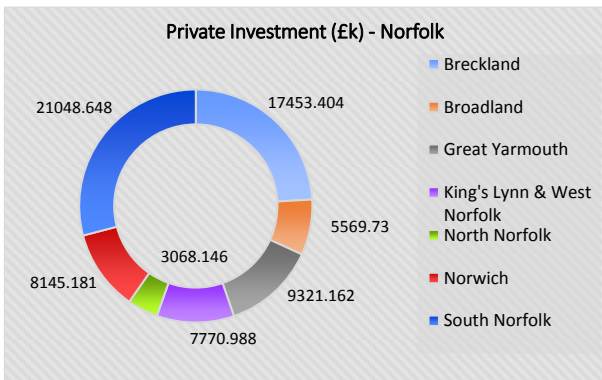
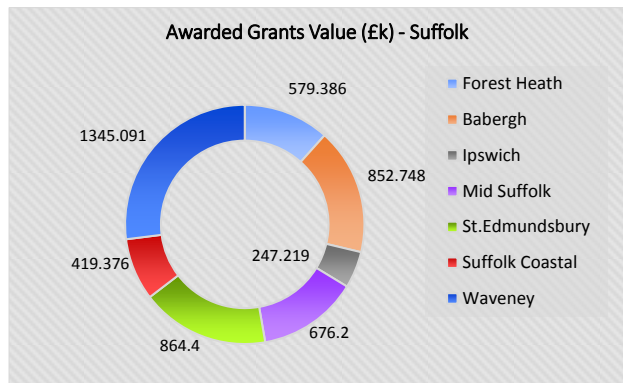
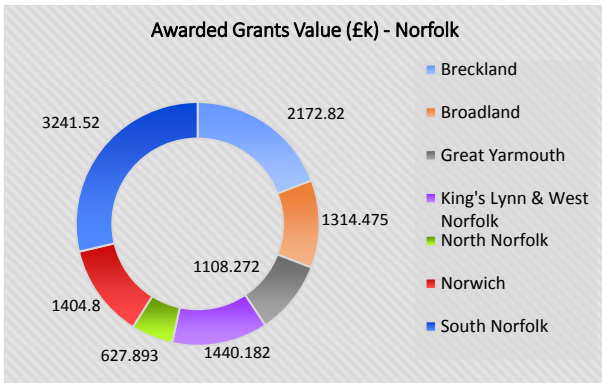


Growing Business Fund (£25,000 - £500,000 grants)
 Statistics for the period of April 2013 -October 2017



GBF Grants Awarded					
District	Total Project Cost				
	Grant Value (awarded), £k	Private Investment (to be invested), £k	(to be invested), £k	No. grants (awarded)	FTE Jobs (to be created)
Breckland	2172.82	17453.404	19626.224	23	266.5
Broadland	1314.475	5569.73	6884.205	15	150
Great Yarmouth	1108.272	9321.162	10429.434	15	101.5
King's Lynn & West Norfolk	1440.182	7770.988	9211.17	17	159.5
North Norfolk	627.893	3068.146	3696.039	9	65
Norwich	1404.8	8145.181	9549.981	13	204.5
South Norfolk	3241.52	21048.648	24290.168	25	496
Forest Heath	579.386	4784.905	5364.291	7	69.5
Babergh	852.748	4510.161	5362.909	8	93
Ipswich	247.219	1306.562	1553.781	4	33
Mid Suffolk	676.2	2903.378	3579.578	9	85
St.Edmundsbury	864.4	5472.824	6337.224	7	116
Suffolk Coastal	419.376	2610.84	3030.216	9	43.5
Waveney	1345.091	6555.677	7900.768	21	139.5
Norfolk Total	11309.962	72377.259	83687.221	117	1443
Suffolk Total	4984.42	28144.347	33128.767	65	579.5
Total	16294.382	100521.606	116815.988	182	2022.5

