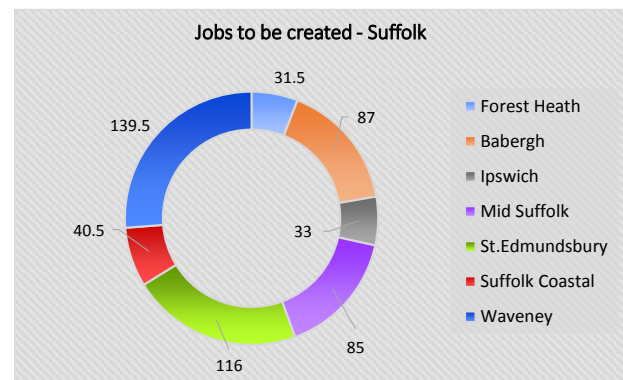
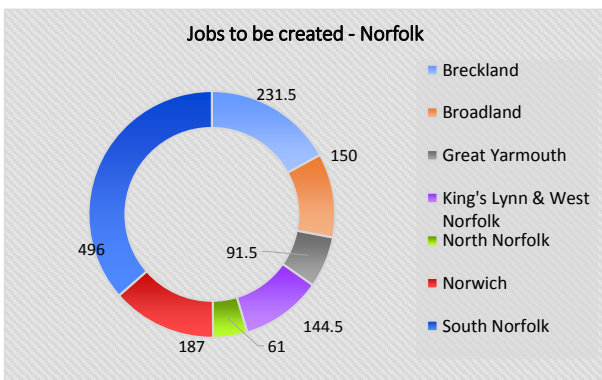
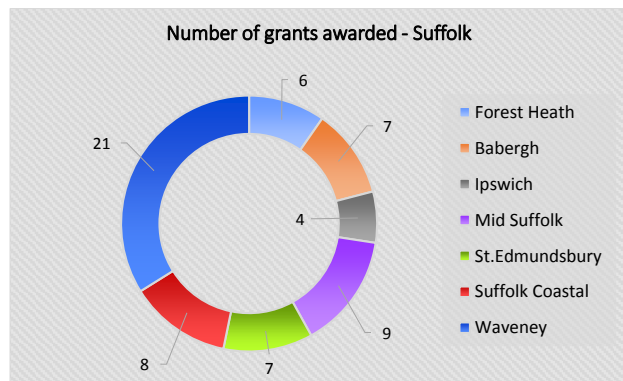
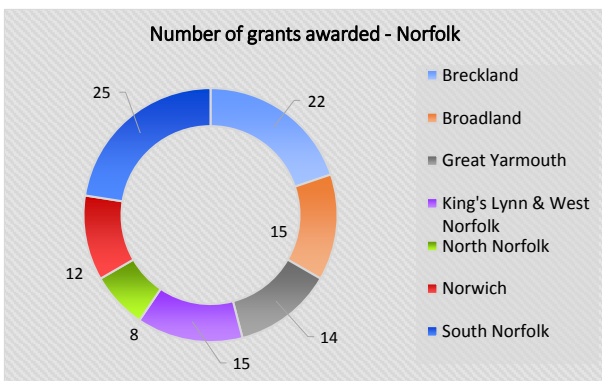
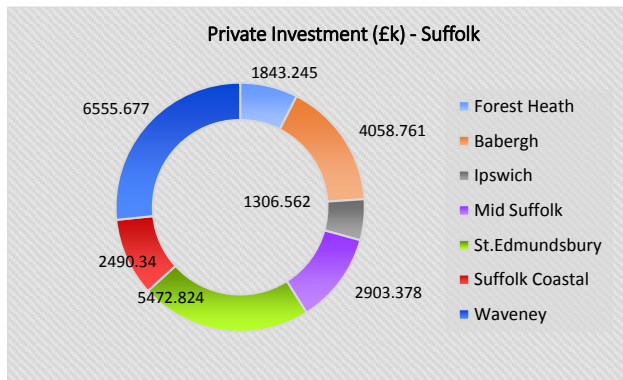
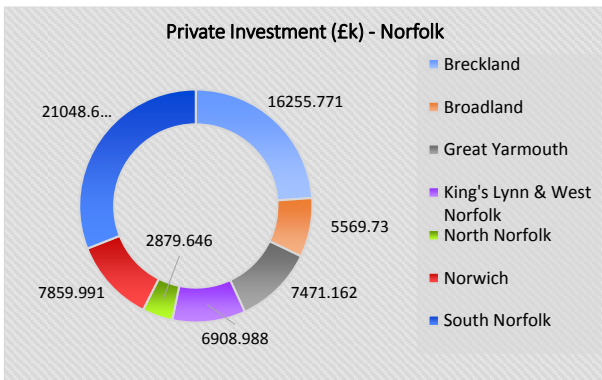
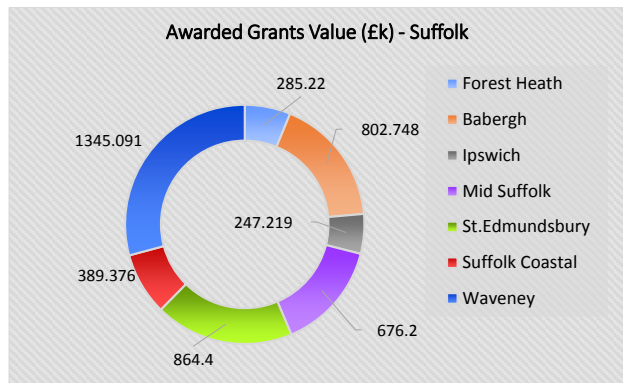
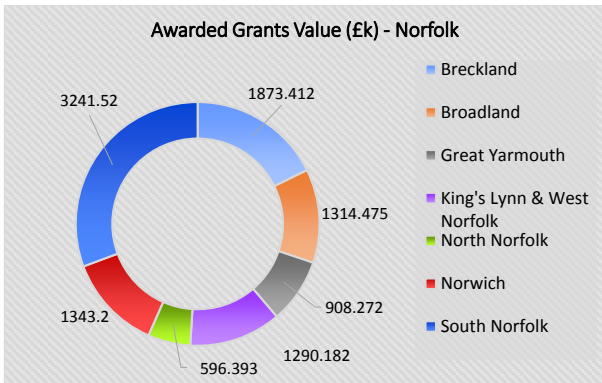


**Growing Business Fund (£25,000 - £500,000 grants)**  
 Statistics for the period of April 2013 - May 2017



GBF Grants Awarded					
District	Grant Value (awarded), £k	Private Investment (to be invested), £k	Total Project Cost		
			(to be invested), £k	No. grants (awarded)	FTE Jobs (to be created)
Breckland	1873.412	16255.771	18129.183	22	231.5
Broadland	1314.475	5569.73	6884.205	15	150
Great Yarmouth	908.272	7471.162	8379.434	14	91.5
King's Lynn & West Norfolk	1290.182	6908.988	8199.17	15	144.5
North Norfolk	596.393	2879.646	3476.039	8	61
Norwich	1343.2	7859.991	9203.191	12	187
South Norfolk	3241.52	21048.648	24290.168	25	496
Forest Heath	285.22	1843.245	2128.465	6	31.5
Babergh	802.748	4058.761	4861.509	7	87
Ipswich	247.219	1306.562	1553.781	4	33
Mid Suffolk	676.2	2903.378	3579.578	9	85
St.Edmundsbury	864.4	5472.824	6337.224	7	116
Suffolk Coastal	389.376	2490.34	2879.716	8	40.5
Waveney	1345.091	6555.677	7900.768	21	139.5
Norfolk Total	10567.454	67993.936	78561.39	111	1361.5
Suffolk Total	4610.254	24630.787	29241.041	62	532.5
<b>Total</b>	<b>15177.708</b>	<b>92624.723</b>	<b>107802.431</b>	<b>173</b>	<b>1894</b>

