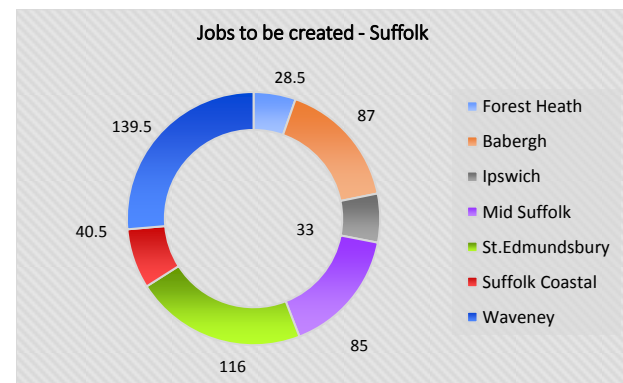
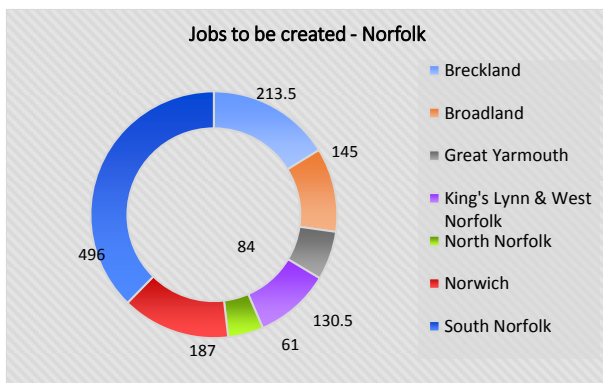
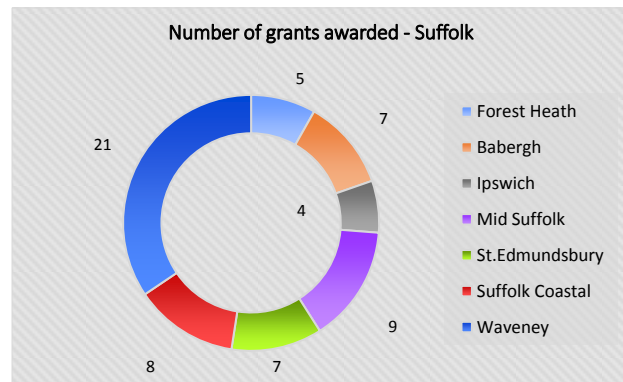
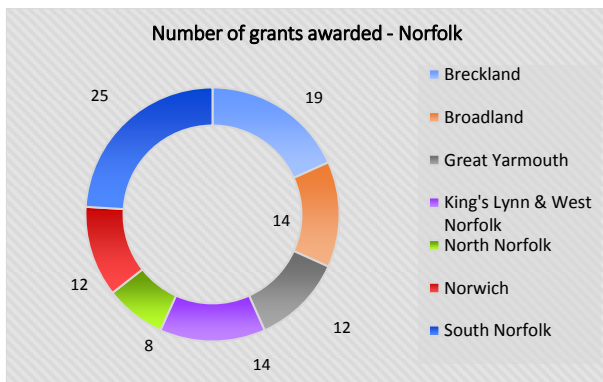
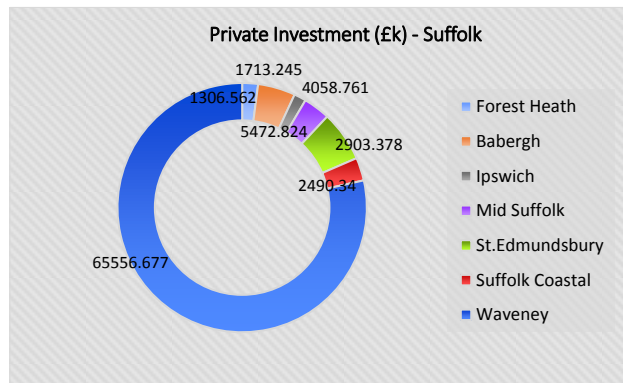
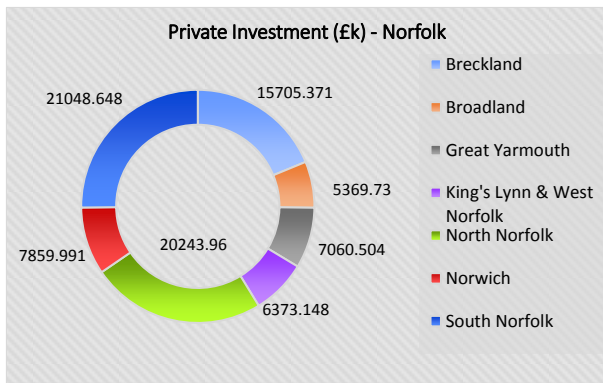
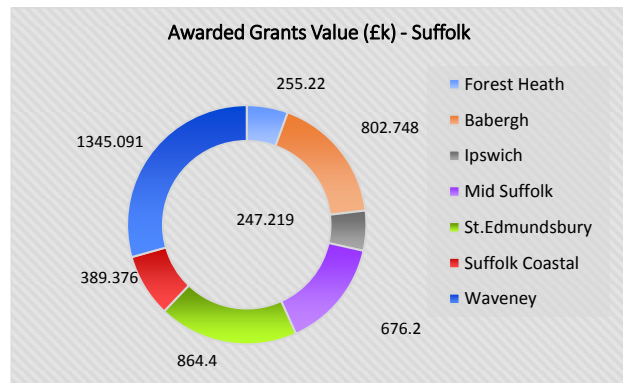
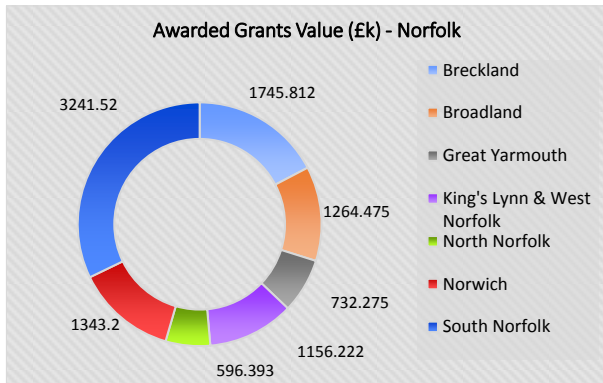


Growing Business Fund (£25,000 - £500,000 grants)
 Statistics for the period of April 2013 - January 2017



GBF Grants Awarded					
District	Grant Value (awarded), £k	Private Investment (to be invested), £k	Total Project Cost		
			(to be invested), £k	No. grants (awarded)	FTE Jobs (to be created)
Breckland	1745.812	15705.371	17451.183	19	213.5
Broadland	1264.475	5369.73	6634.205	14	145
Great Yarmouth	732.275	7060.504	7792.779	12	84
King's Lynn & West Norfolk	1156.222	6373.148	7529.37	14	130.5
North Norfolk	596.393	20243.96	3476.039	8	61
Norwich	1343.2	7859.991	9203.191	12	187
South Norfolk	3241.52	21048.648	24290.168	25	496
Forest Heath	255.22	1713.245	1968.465	5	28.5
Babergh	802.748	4058.761	4861.509	7	87
Ipswich	247.219	1306.562	1553.781	4	33
Mid Suffolk	676.2	2903.378	3579.578	9	85
St. Edmundsbury	864.4	5472.824	6337.224	7	116
Suffolk Coastal	389.376	2490.34	2879.716	8	40.5
Waveney	1345.091	65556.677	7900.768	21	139.5
Norfolk Total	10079.897	83661.352	76376.935	104	1317
Suffolk Total	4580.254	83501.787	29081.041	61	529.5
Total	14660.151	167163.139	105457.976	165	1846.5

