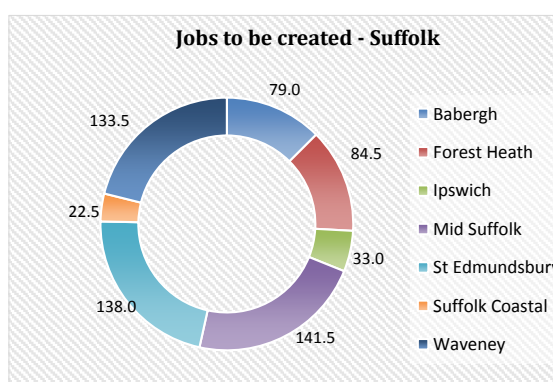
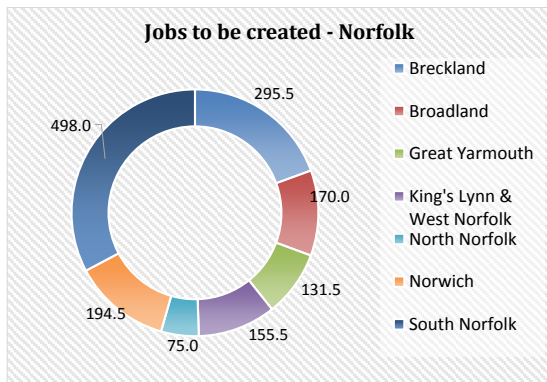
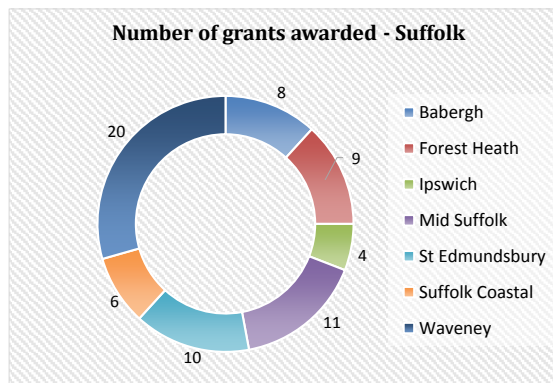
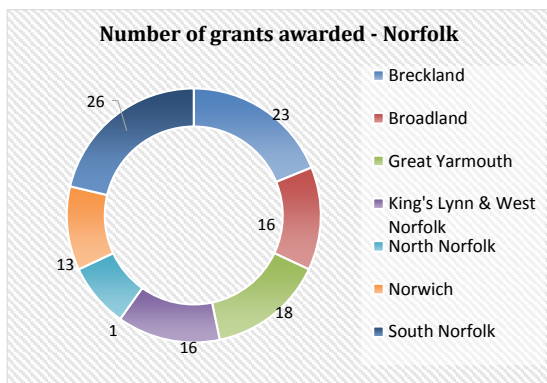
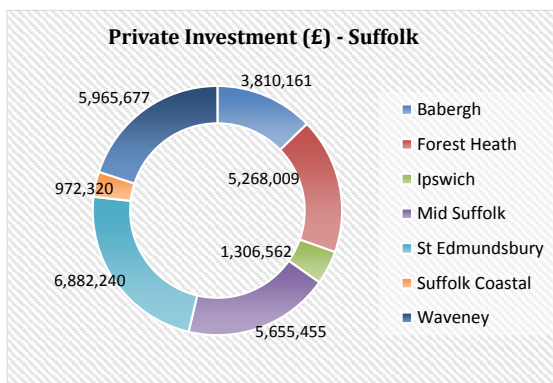
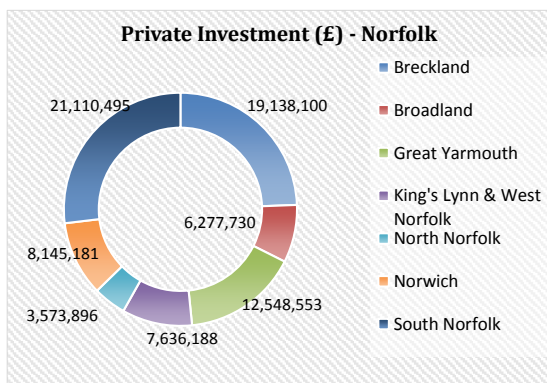
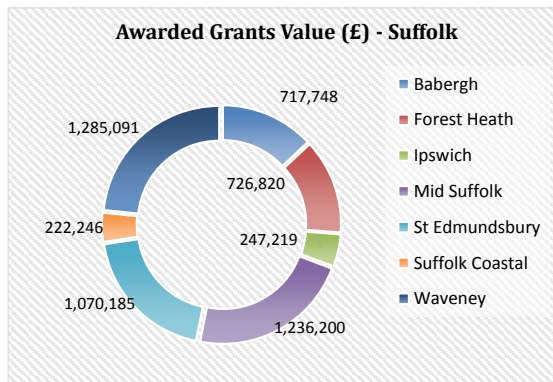
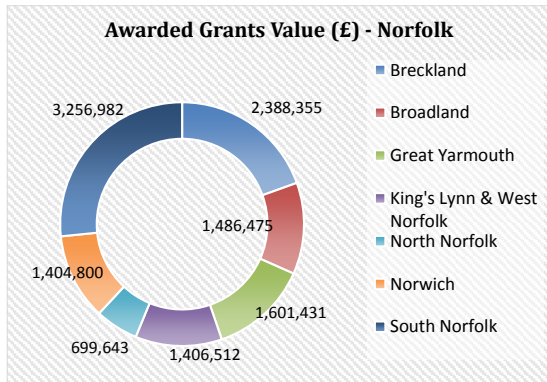


Growing Business Fund (£25,000 - £500,000 grants)

Statistics for the period of April 2013 - February 2018



GBF Grants Awarded

Row Labels	Sum of Grant Awarded	Sum of Private Match	Sum of Total Project Cost	Sum of Project Approved	Sum of FTE
Norfolk					
Breckland	2,388,355	19,138,100	21,526,455	23	295.5
Broadland	1,486,475	6,277,730	7,764,205	16	170.0
Great Yarmouth	1,601,431	12,548,553	14,149,984	18	131.5
King's Lynn & West Norfolk	1,406,512	7,636,188	9,042,700	16	155.5
North Norfolk	699,643	3,573,896	4,273,539	10	75.0
Norwich	1,404,800	8,145,181	9,549,981	13	194.5
South Norfolk	3,256,982	21,110,495	24,367,477	26	498.0
Norfolk Total	12,244,198	78,430,143	90,674,341	122	1520.0
Suffolk					
Babergh	717,748	3,810,161	4,527,909	8	79.0
Forest Heath	726,820	5,268,009	5,994,829	9	84.5
Ipswich	247,219	1,306,562	1,553,781	4	33.0
Mid Suffolk	1,236,200	5,655,455	6,891,655	11	141.5
St Edmundsbury	1,070,185	6,882,240	7,952,425	10	138.0
Suffolk Coastal	222,246	972,320	1,194,566	6	22.5
Waveney	1,285,091	5,965,677	7,250,768	20	133.5
Suffolk Total	5,505,509	29,860,424	35,365,933	68	632.0
Grand Total	17,749,707	108,290,567	126,040,274	190	2152.0

Norfolk Total	12,244,198	78,430,143	90,674,341	122	1,520.0
Suffolk Total	5,505,509	29,860,424	35,365,933	68	632.0
Total	17,749,707	108,290,567	126,040,274	190	2,152.0

