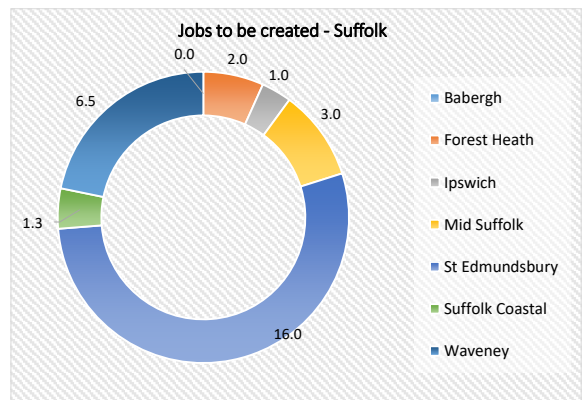
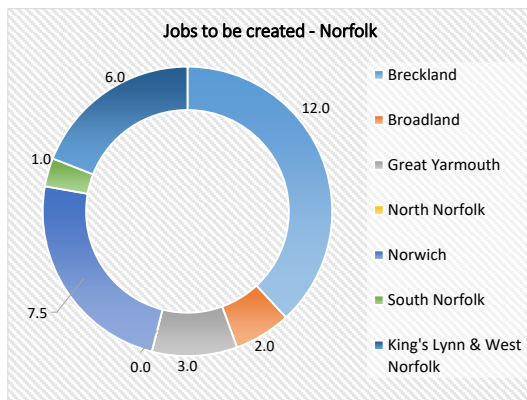
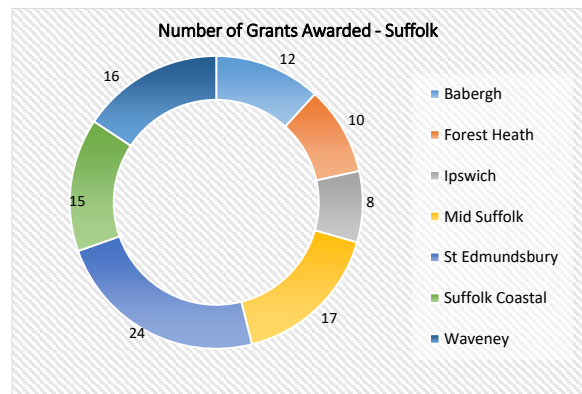
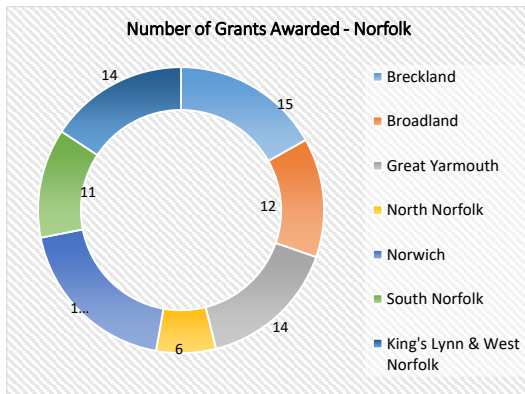
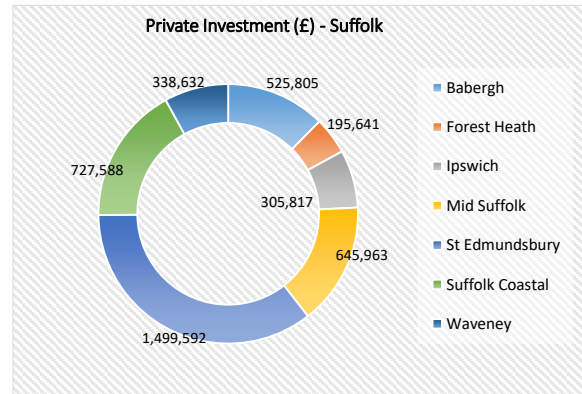
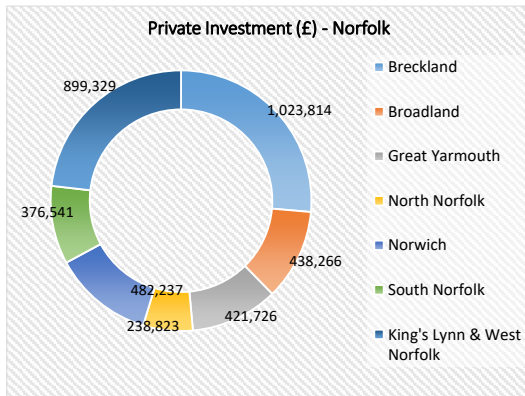
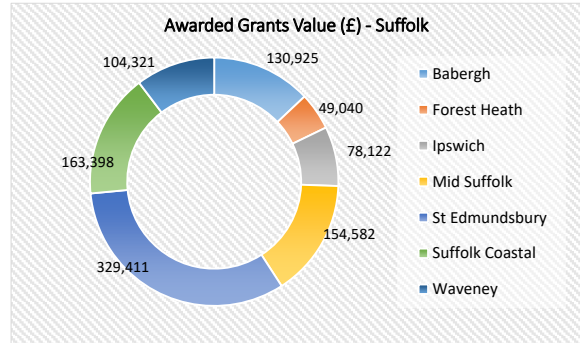
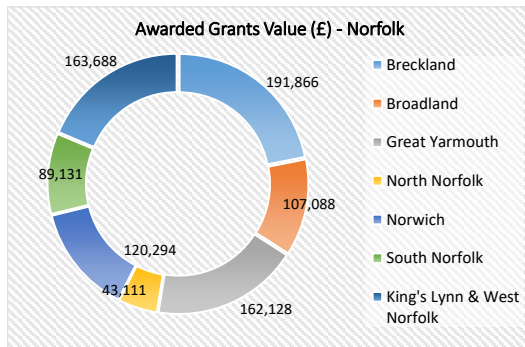


New Anglia Business Growth Programme (ERDF)

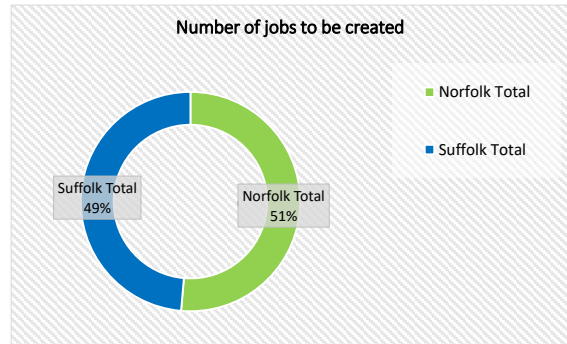
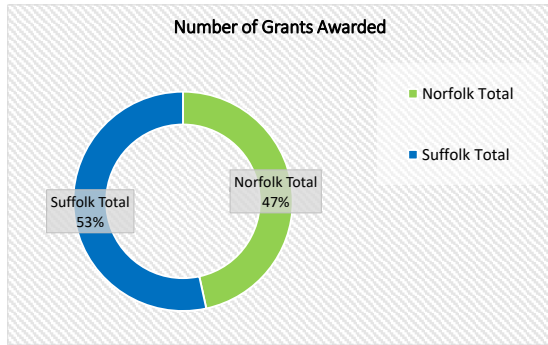
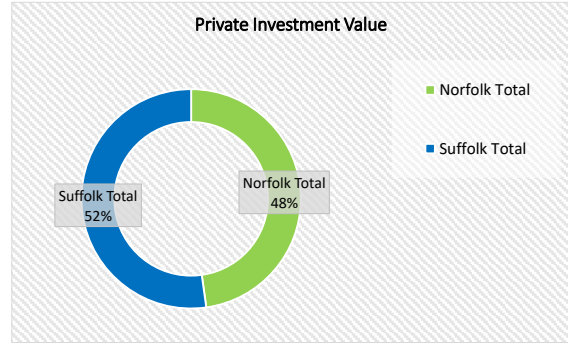
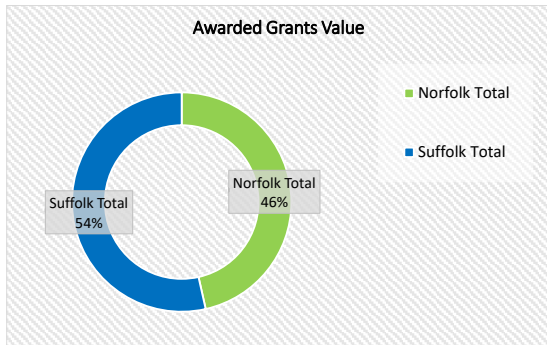
Small Grant Scheme (£1,000 - £25,000 grants)

Statistics for the period of August 2016 - May 2018



SGS/ ERDF Grants (£1,000 - £25,000) Awarded

Row Labels	Sum of Grant Awarded	Sum of Private Match	Sum of Total Project Cost	Count of No	Sum of FTE
Norfolk					
Breckland	191,866	1,023,814	1,215,680	15	12.0
Broadland	107,088	438,266	545,355	12	2.0
Great Yarmouth	162,128	421,726	583,854	14	3.0
North Norfolk	43,111	238,823	281,934	6	0.0
Norwich	120,294	482,237	602,531	17	7.5
South Norfolk	89,131	376,541	465,673	11	1.0
King's Lynn & West Norfolk	163,688	899,329	1,063,017	14	6.0
Norfolk Total	877,307	3,880,736	4,758,043	89	31.5
Suffolk					
Babergh	130,925	525,805	656,730	12	0.0
Forest Heath	49,040	195,641	244,681	10	2.0
Ipswich	78,122	305,817	383,939	8	1.0
Mid Suffolk	154,582	645,963	800,546	17	3.0
St Edmundsbury	329,411	1,499,582	1,829,002	24	16.0
Suffolk Coastal	163,398	727,588	890,985	15	1.3
Waveney	104,321	338,632	442,953	16	6.5
Suffolk Total	1,009,798	4,239,038	5,248,836	102	29.8
Norfolk Total	877,307	3,880,736	4,758,043	89	31.5
Suffolk Total	1,009,798	4,239,038	5,248,836	102	29.8
Total	1,887,105	8,119,774	10,006,879	191	61.3



www.newanglia.co.uk/small-grant-scheme/