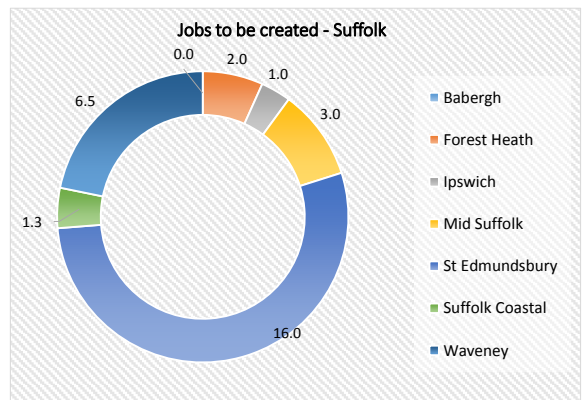
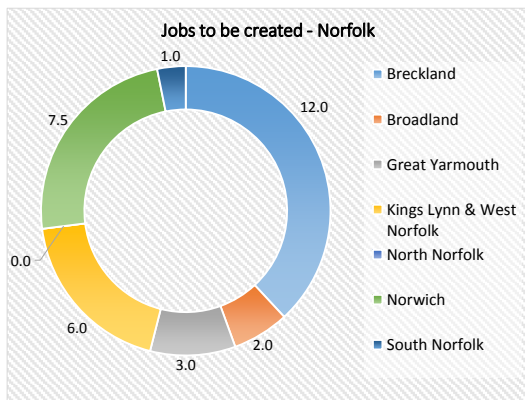
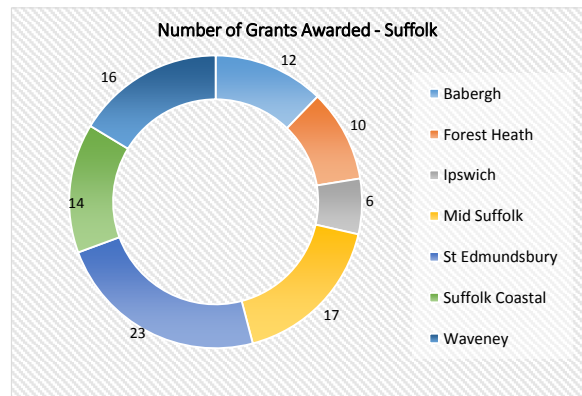
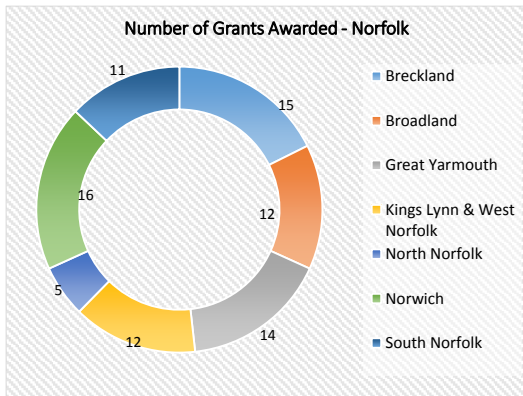
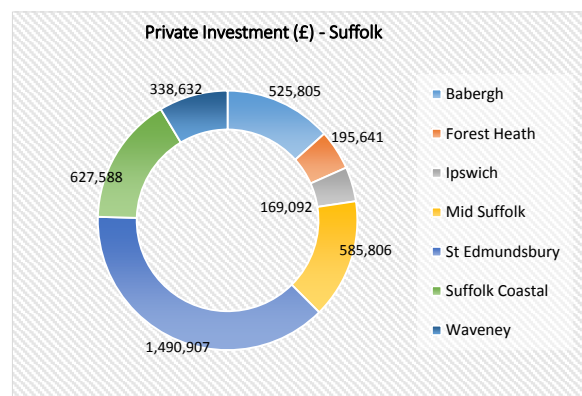
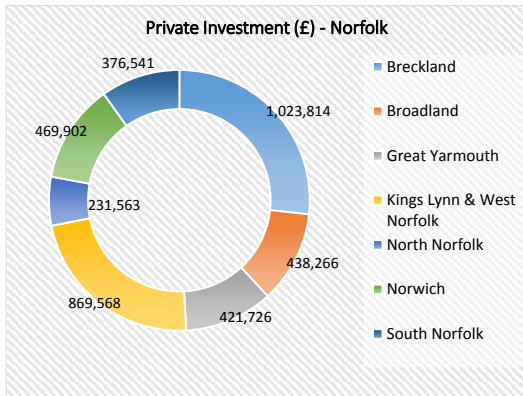
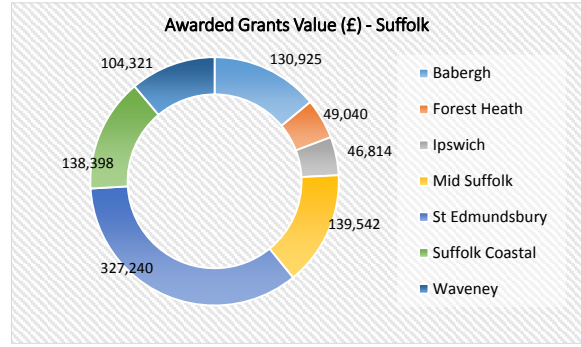
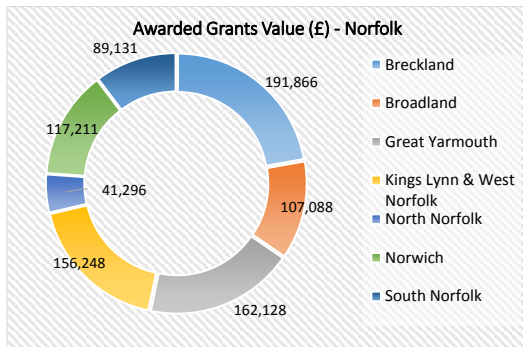


New Anglia Business Growth Programme (ERDF)

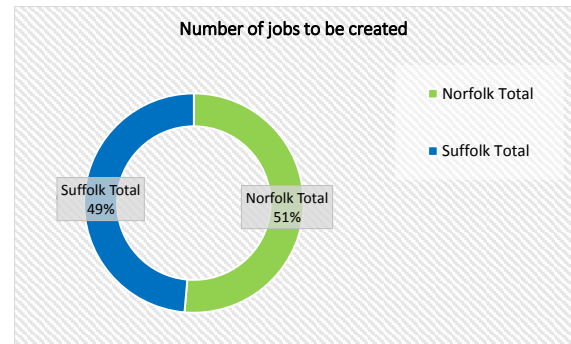
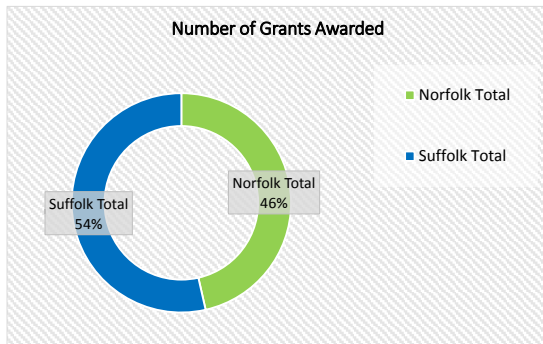
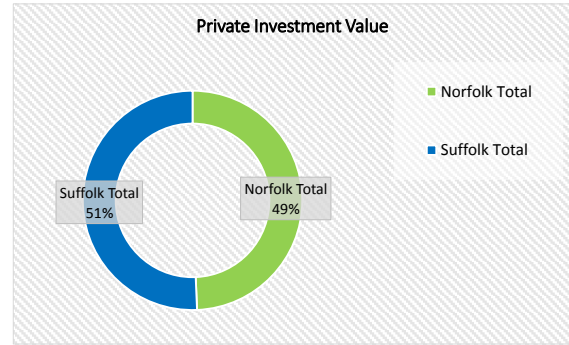
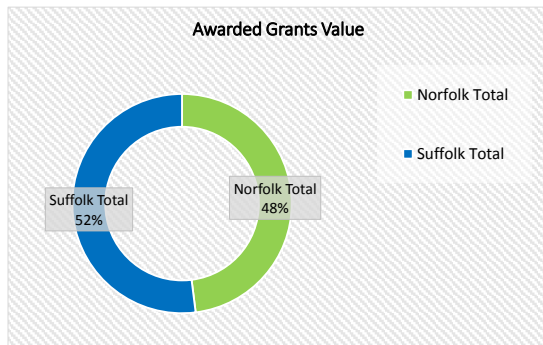
Small Grant Scheme (£1,000 - £25,000 grants)

Statistics for the period of August 2016 - April 2018



SGS/ ERDF Grants (£1,000 - £25,000) Awarded

Row Labels	Sum of Grant Awarded	Sum of Private Match	Sum of Total Project Cost	Count of No	Sum of FTE
Norfolk					
Breckland	191,866	1,023,814	1,215,680	15	12.0
Broadland	107,088	438,266	545,355	12	2.0
Great Yarmouth	162,128	421,726	583,854	14	3.0
Kings Lynn & West Norfolk	156,248	869,568	1,025,816	12	6.0
North Norfolk	41,296	231,563	272,859	5	0.0
Norwich	117,211	469,902	587,113	16	7.5
South Norfolk	89,131	376,541	465,673	11	1.0
Norfolk Total	864,969	3,831,380	4,696,349	85	31.5
Suffolk					
Babergh	130,925	525,805	656,730	12	0.0
Forest Heath	49,040	195,641	244,681	10	2.0
Ipswich	46,814	169,092	215,906	6	1.0
Mid Suffolk	139,542	585,806	725,349	17	3.0
St Edmundsbury	327,240	1,490,907	1,818,146	23	16.0
Suffolk Coastal	138,398	627,588	765,985	14	1.3
Waveney	104,321	338,632	442,953	16	6.5
Suffolk Total	936,279	3,933,471	4,869,750	98	29.8
Norfolk Total	864,969	3,831,380	4,696,349	85	31.5
Suffolk Total	936,279	3,933,471	4,869,750	98	29.8
Total	1,801,248	7,764,852	9,566,099	183	61.3



www.newanglia.co.uk/small-grant-scheme/