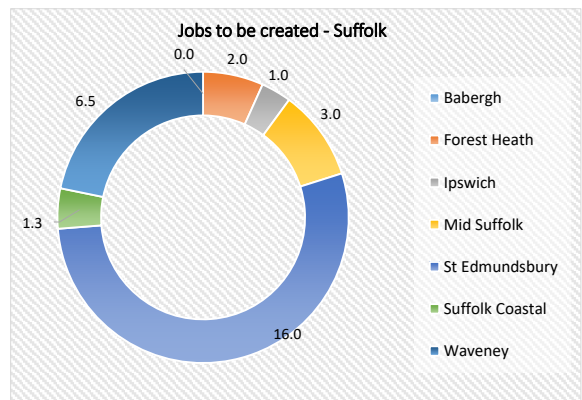
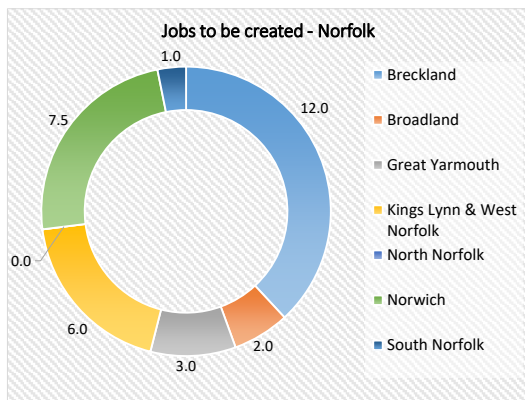
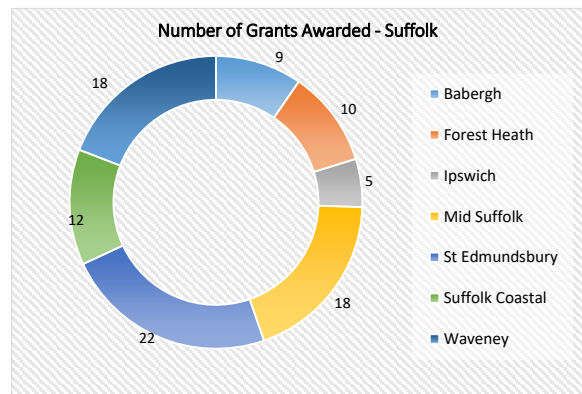
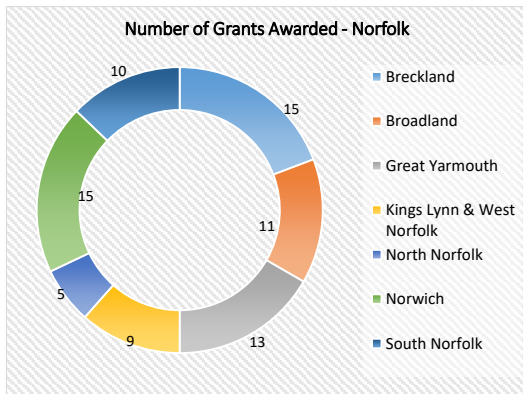
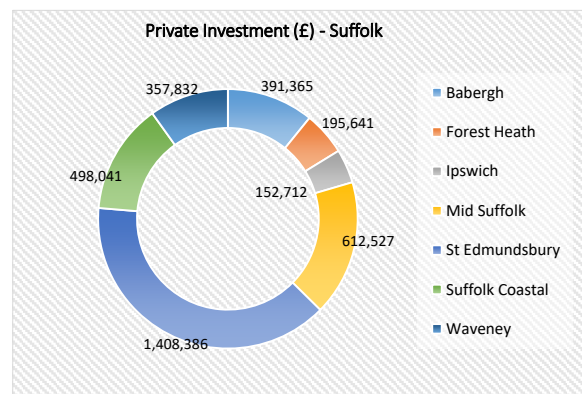
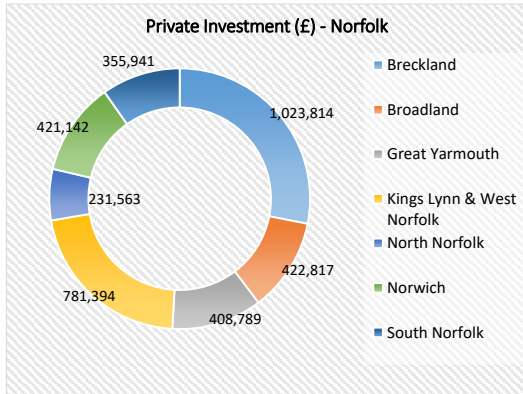
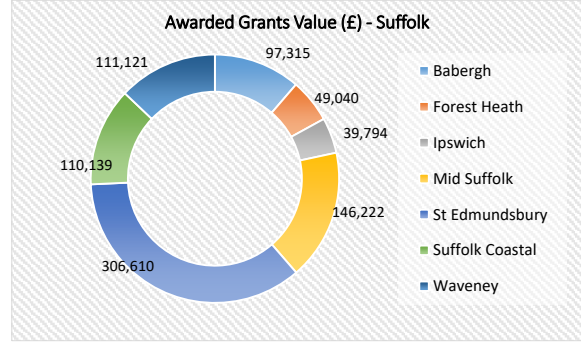
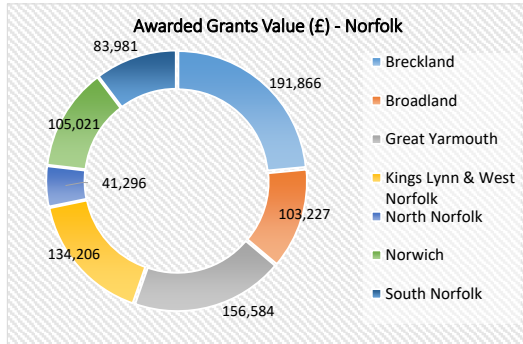


New Anglia Business Growth Programme (ERDF)

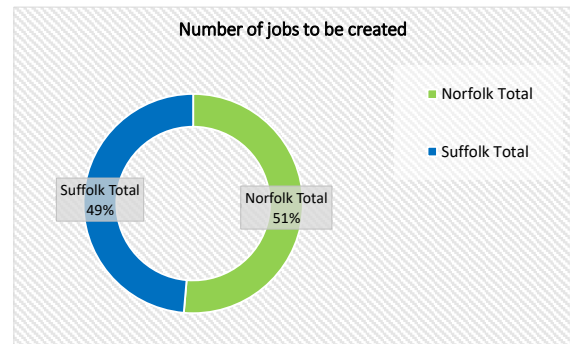
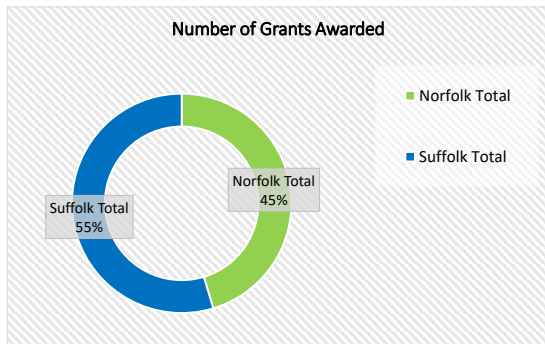
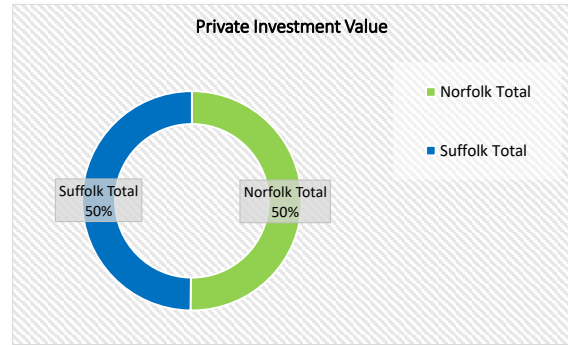
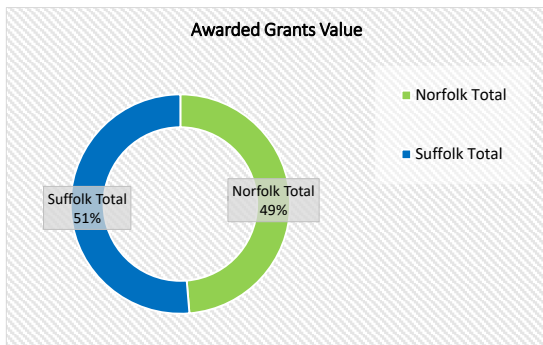
Small Grant Scheme (£1,000 - £25,000 grants)

Statistics for the period of August 2016 - March 2018



**SGS/ ERDF Grants (£1,000 - £25,000) Awarded**

Row Labels	Sum of Grant Awarded	Sum of Private Match	Sum of Total Project Cost	Count of No	Sum of FTE
<b>Norfolk</b>					
Breckland	191,866	1,023,814	1,215,680	15	12.0
Broadland	103,227	422,817	526,045	11	2.0
Great Yarmouth	156,584	408,789	565,373	13	3.0
Kings Lynn & West Norfolk	134,206	781,394	915,600	9	6.0
North Norfolk	41,296	231,563	272,859	5	0.0
Norwich	105,021	421,142	526,163	15	7.5
South Norfolk	83,981	355,941	439,923	10	1.0
<b>Norfolk Total</b>	<b>816,182</b>	<b>3,645,461</b>	<b>4,461,642</b>	<b>78</b>	<b>31.5</b>
<b>Suffolk</b>					
Babergh	97,315	391,365	488,680	9	0.0
Forest Heath	49,040	195,641	244,681	10	2.0
Ipswich	39,794	152,712	192,506	5	1.0
Mid Suffolk	146,222	612,527	758,750	18	3.0
St Edmundsbury	306,610	1,408,386	1,714,995	22	16.0
Suffolk Coastal	110,139	498,041	608,179	12	1.3
Waveney	111,121	357,832	468,953	18	6.5
<b>Suffolk Total</b>	<b>860,240</b>	<b>3,616,504</b>	<b>4,476,744</b>	<b>94</b>	<b>29.8</b>
<b>Norfolk Total</b>	<b>816,182</b>	<b>3,645,461</b>	<b>4,461,642</b>	<b>78</b>	<b>31.5</b>
<b>Suffolk Total</b>	<b>860,240</b>	<b>3,616,504</b>	<b>4,476,744</b>	<b>94</b>	<b>29.8</b>
<b>Total</b>	<b>1,676,422</b>	<b>7,261,965</b>	<b>8,938,387</b>	<b>172</b>	<b>61.3</b>



[www.newanglia.co.uk/small-grant-scheme/](http://www.newanglia.co.uk/small-grant-scheme/)