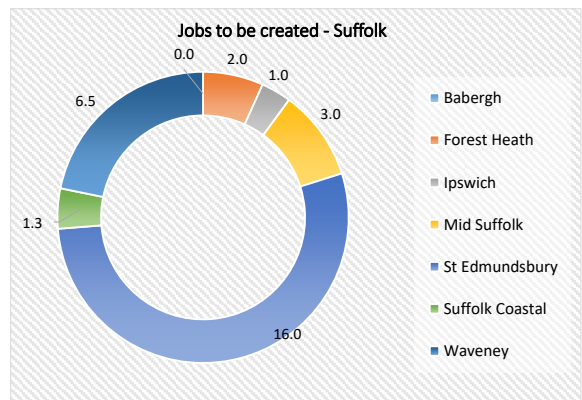
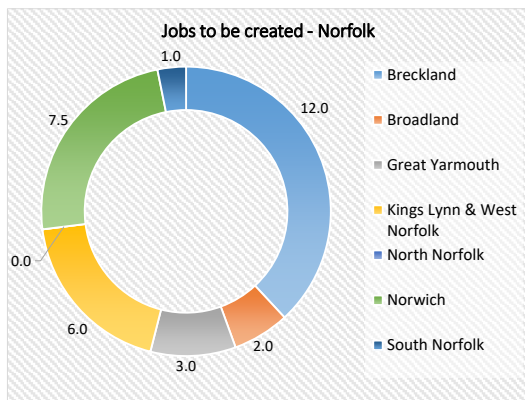
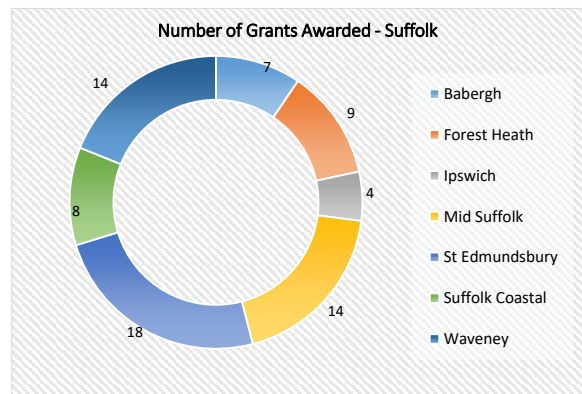
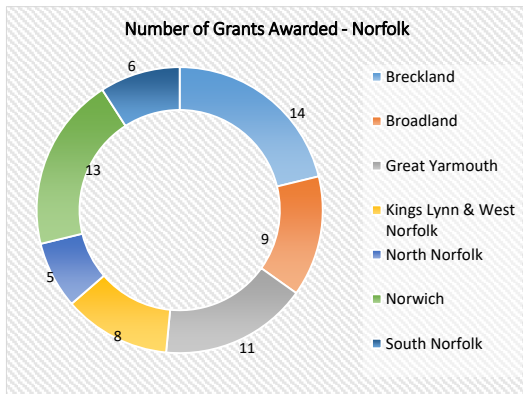
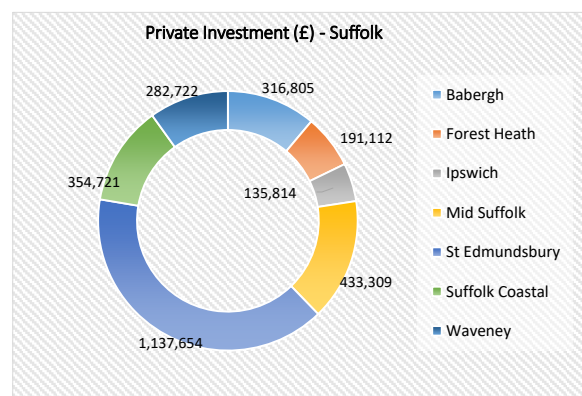
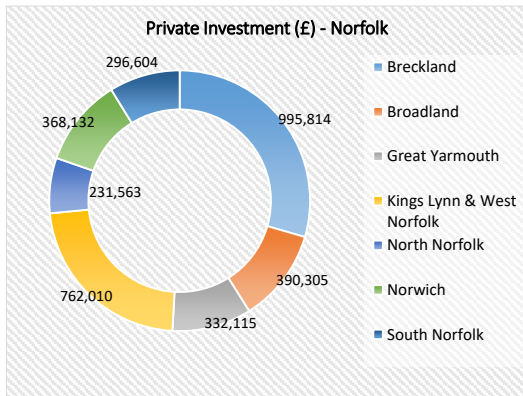
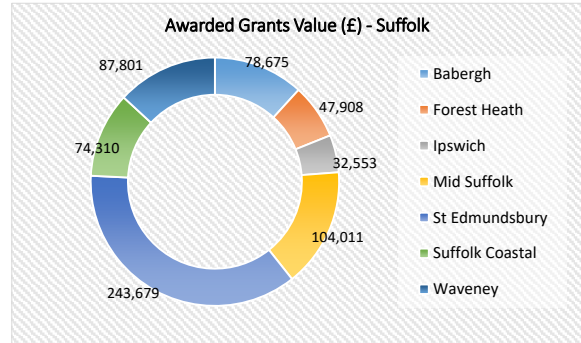
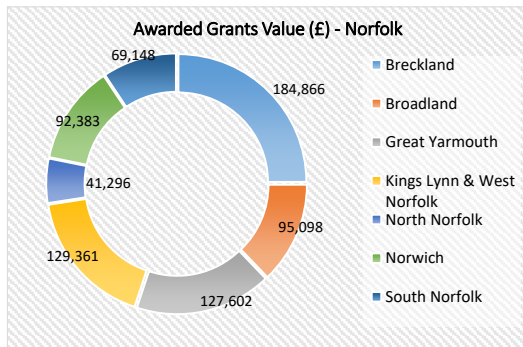


New Anglia Business Growth Programme (ERDF)

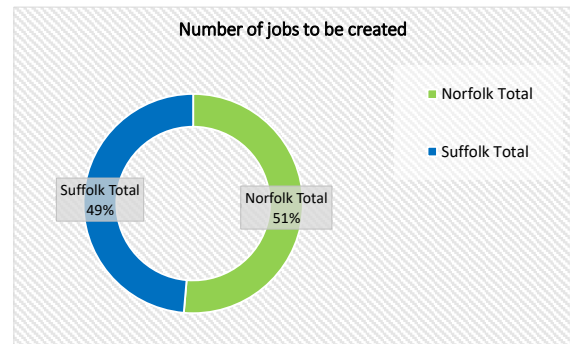
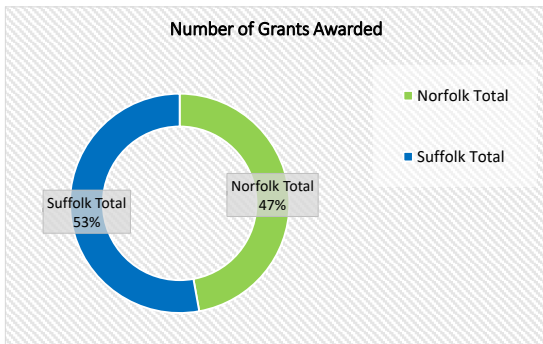
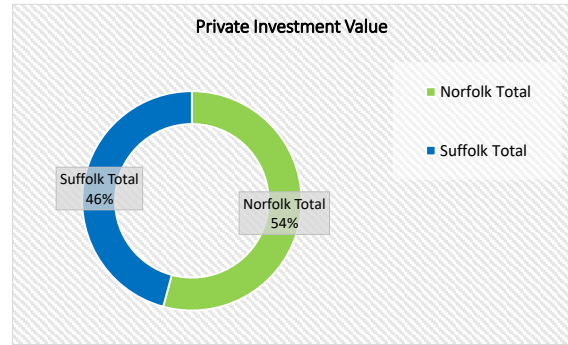
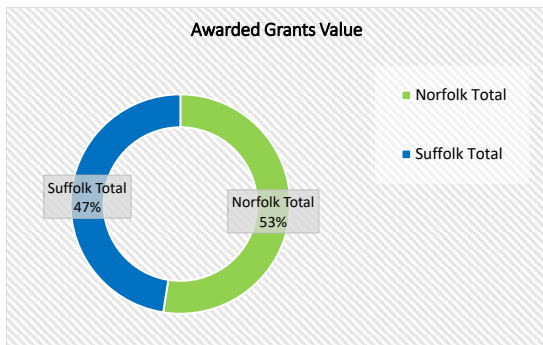
Small Grant Scheme (£1,000 - £25,000 grants)

Statistics for the period of August 2016 - January 2018



SGS/ ERDF Grants (£1,000 - £25,000) Awarded

Row Labels	Sum of Grant Awarded	Sum of Private Match	Sum of Total Project Cost	Count of No	Sum of FTE
Norfolk					
Breckland	184,866	995,814	1,180,680	14	12.0
Broadland	95,098	390,305	485,404	9	2.0
Great Yarmouth	127,602	332,115	459,717	11	3.0
Kings Lynn & West Norfolk	129,361	762,010	891,371	8	6.0
North Norfolk	41,296	231,563	272,859	5	0.0
Norwich	92,383	368,132	460,515	13	7.5
South Norfolk	69,148	296,604	365,753	6	1.0
Norfolk Total	739,755	3,376,544	4,116,298	66	31.5
Suffolk					
Babergh	78,675	316,805	395,480	7	0.0
Forest Heath	47,908	191,112	239,020	9	2.0
Ipswich	32,553	135,814	168,367	4	1.0
Mid Suffolk	104,011	433,309	537,321	14	3.0
St Edmundsbury	243,679	1,137,654	1,381,332	18	16.0
Suffolk Coastal	74,310	354,721	429,030	8	1.3
Waveney	87,801	282,722	370,523	14	6.5
Suffolk Total	668,936	2,852,137	3,521,073	74	29.8
Norfolk Total	739,755	3,376,544	4,116,298	66	31.5
Suffolk Total	668,936	2,852,137	3,521,073	74	29.8
Total	1,408,691	6,228,681	7,637,372	140	61.3



www.newanglia.co.uk/small-grant-scheme/