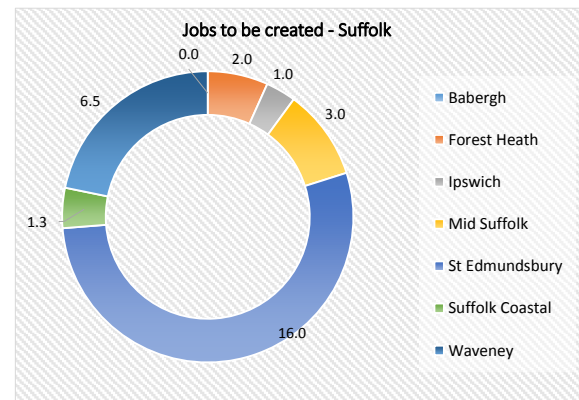
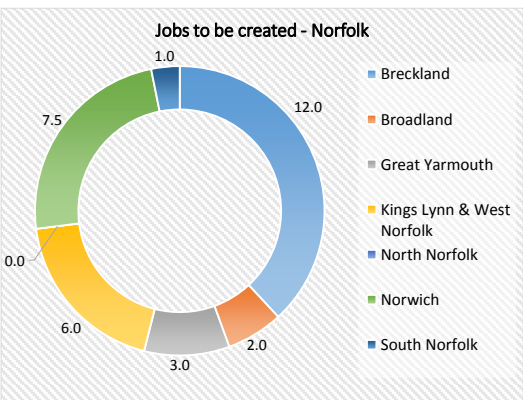
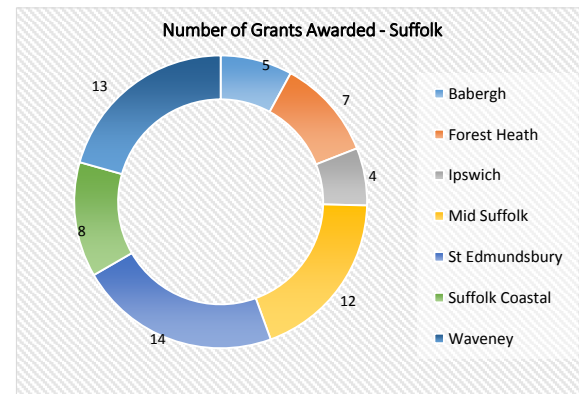
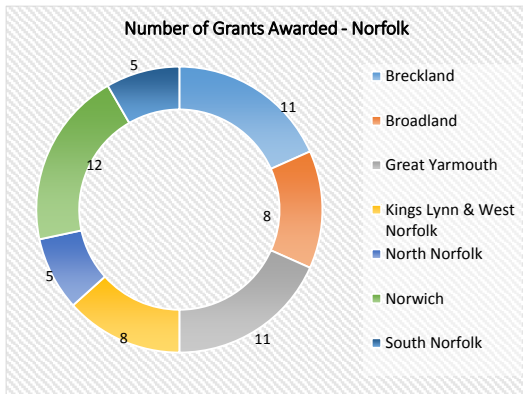
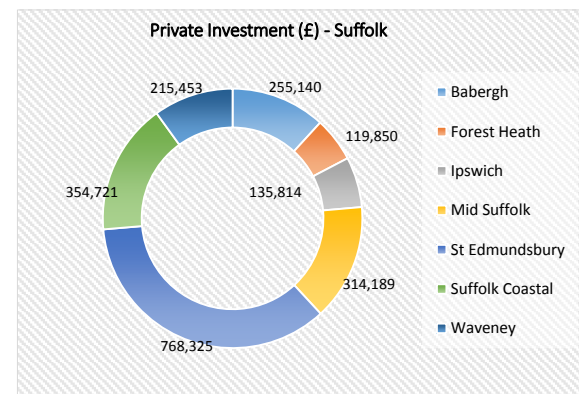
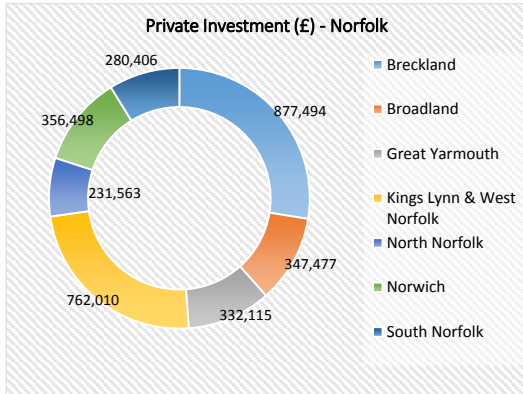
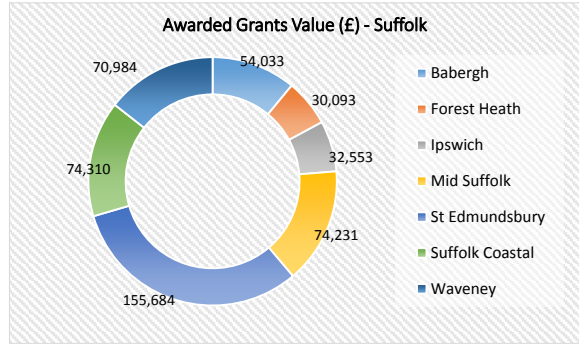
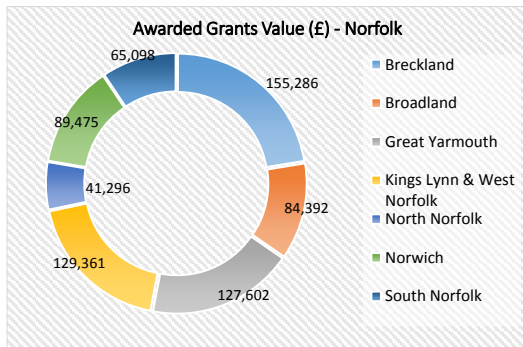


New Anglia Business Growth Programme (ERDF)

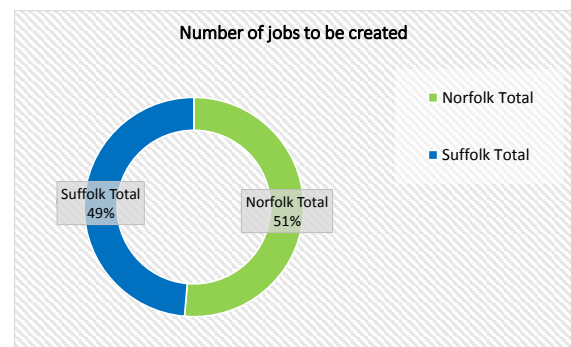
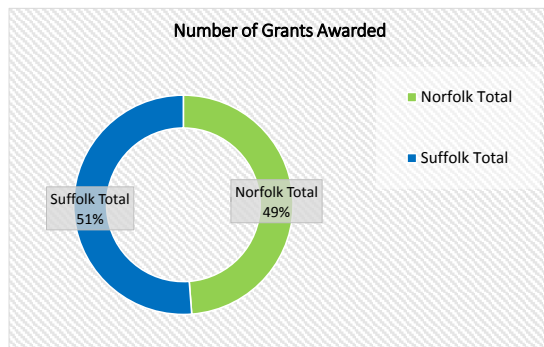
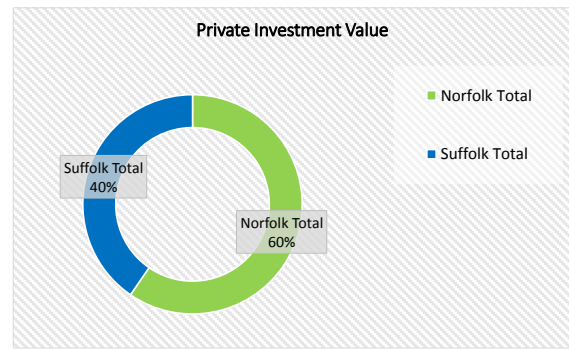
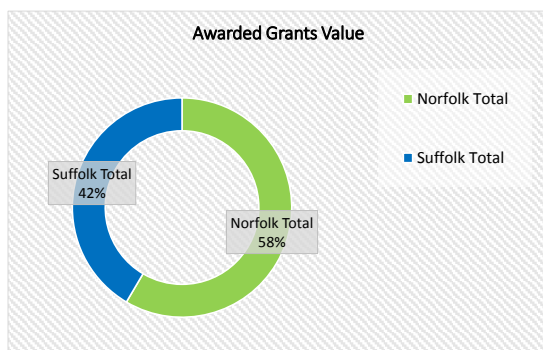
Small Grant Scheme (£1,000 - £25,000 grants)

Statistics for the period of August 2016 - December 2017



SGS/ ERDF Grants (£1,000 - £25,000) Awarded

Row Labels	Sum of Grant Awarded	Sum of Private Match	Sum of Total Project Cost	Count of No	Sum of FTE
Norfolk					
Breckland	155,286	877,494	1,032,780	11	12.0
Broadland	84,392	347,477	431,870	8	2.0
Great Yarmouth	127,602	332,115	459,717	11	3.0
Kings Lynn & West Norfolk	129,361	762,010	891,371	8	6.0
North Norfolk	41,296	231,563	272,859	5	0.0
Norwich	89,475	356,498	445,973	12	7.5
South Norfolk	65,098	280,406	345,505	5	1.0
Norfolk Total	692,511	3,187,564	3,880,074	60	31.5
Suffolk					
Babergh	54,033	255,140	309,173	5	0.0
Forest Heath	30,093	119,850	149,943	7	2.0
Ipswich	32,553	135,814	168,367	4	1.0
Mid Suffolk	74,231	314,189	388,421	12	3.0
St Edmundsbury	155,684	768,325	924,008	14	16.0
Suffolk Coastal	74,310	354,721	429,030	8	1.3
Waveney	70,984	215,453	286,437	13	6.5
Suffolk Total	491,887	2,163,492	2,655,379	63	29.8
(blank)					
Norfolk Total	692,511	3,187,564	3,880,074	60	31.5
Suffolk Total	491,887	2,163,492	2,655,379	63	29.8
Total	1,184,398	5,351,056	6,535,454	123	61.3



www.newanglia.co.uk/small-grant-scheme/