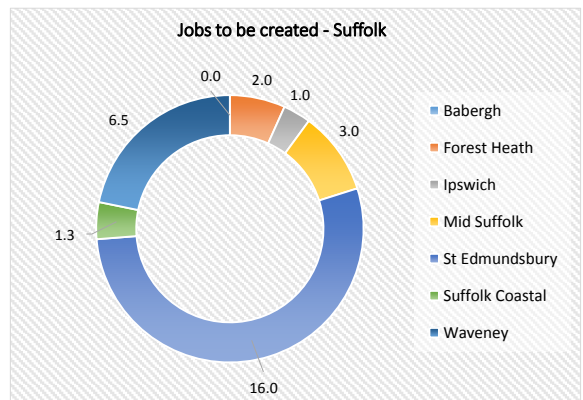
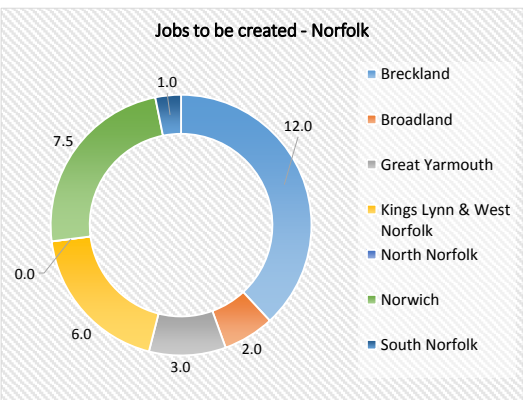
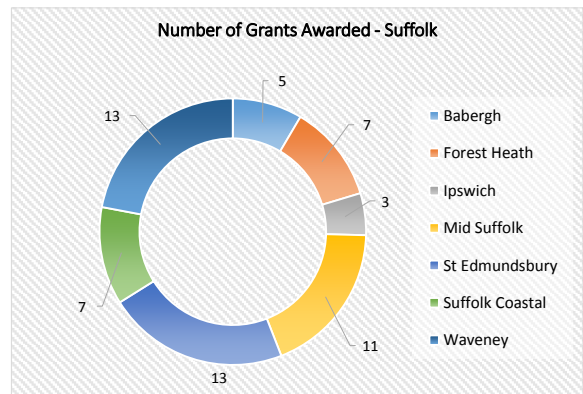
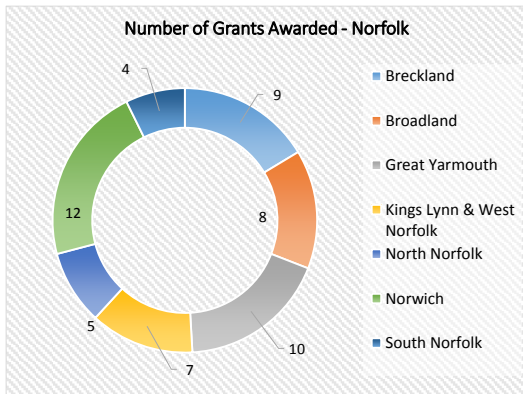
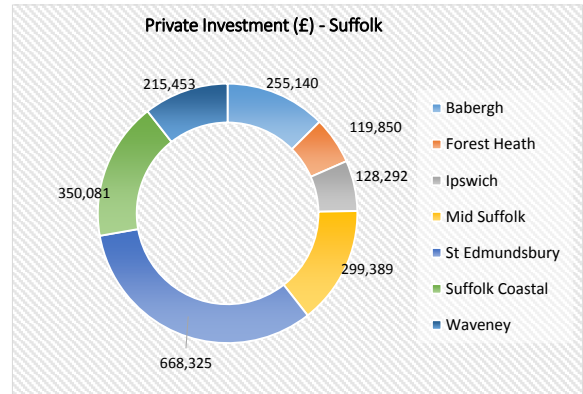
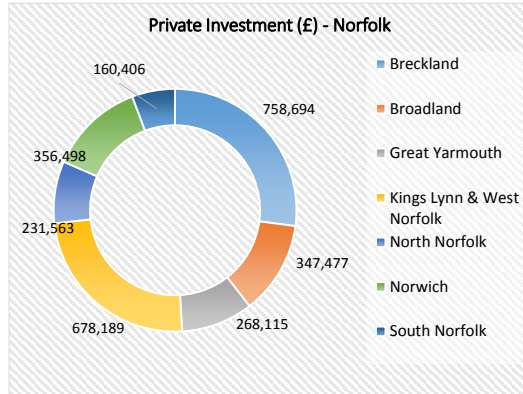
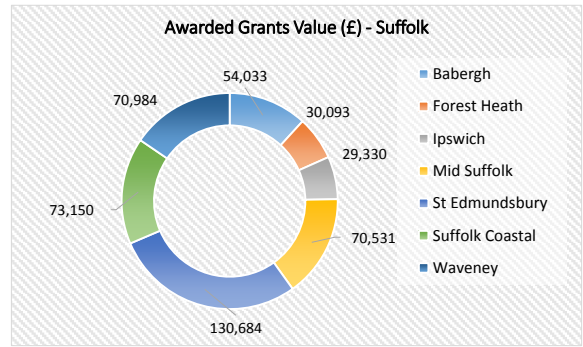
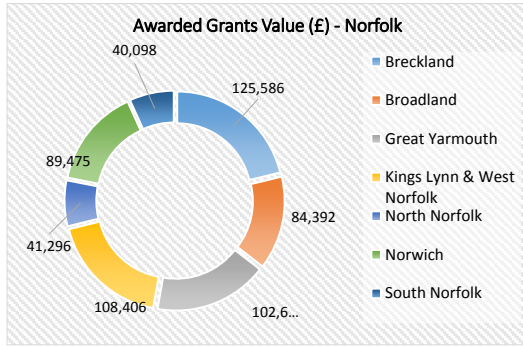


New Anglia Business Growth Programme (ERDF)

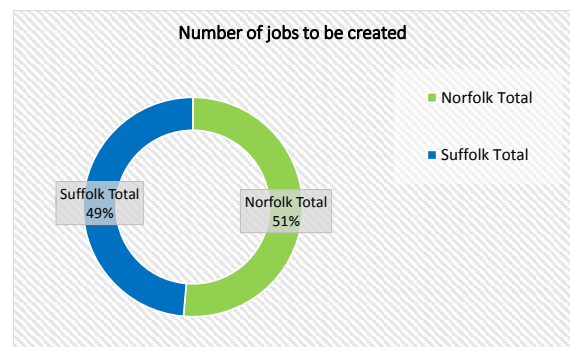
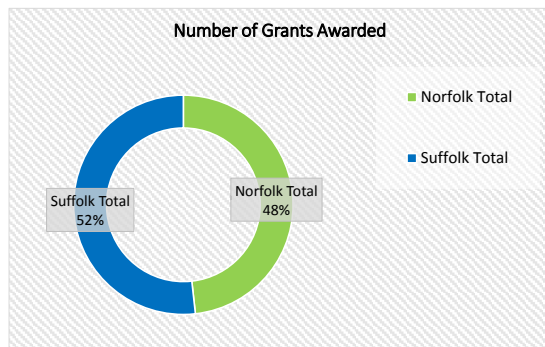
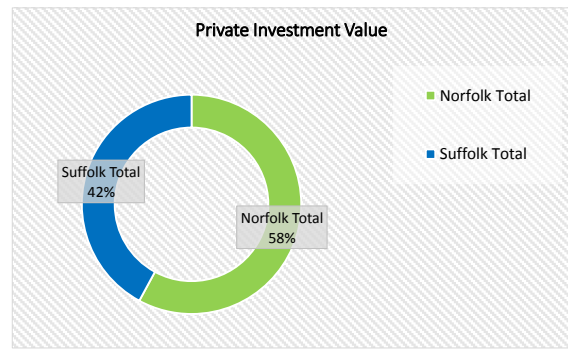
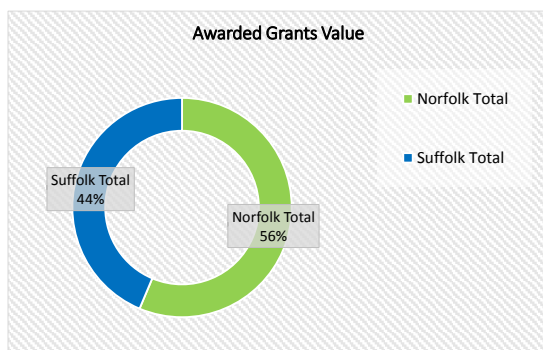
Small Grant Scheme (£1,000 - £25,000 grants)

Statistics for the period of August 2016 - November 2017



SGS/ ERDF Grants (£1,000 - £25,000) Awarded

Row Labels	Sum of Grant Awarded	Sum of Private Match	Sum of Total Project Cost	Count of No	Sum of FTE
Norfolk					
Breckland	125,586	758,694	884,280	9	12.0
Broadland	84,392	347,477	431,870	8	2.0
Great Yarmouth	102,602	268,115	370,717	10	3.0
Kings Lynn & West Norfolk	108,406	678,189	786,595	7	6.0
North Norfolk	41,296	231,563	272,859	5	0.0
Norwich	89,475	356,498	445,973	12	7.5
South Norfolk	40,098	160,406	200,505	4	1.0
Norfolk Total	591,856	2,800,943	3,392,798	55	31.5
Suffolk					
Babergh	54,033	255,140	309,173	5	0.0
Forest Heath	30,093	119,850	149,943	7	2.0
Ipswich	29,330	128,292	157,622	3	1.0
Mid Suffolk	70,531	299,389	369,921	11	3.0
St Edmundsbury	130,684	668,325	799,008	13	16.0
Suffolk Coastal	73,150	350,081	423,230	7	1.3
Waveney	70,984	215,453	286,437	13	6.5
Suffolk Total	458,804	2,036,530	2,495,334	59	29.8
Grand Total	1,050,660	4,837,473	5,888,133	114	61.3
Norfolk Total	591,856	2,800,943	3,392,798	55	31.5
Suffolk Total	458,804	2,036,530	2,495,334	59	29.8
Total	1,050,660	4,837,473	5,888,133	114	61.3



www.newanglia.co.uk/small-grant-scheme/