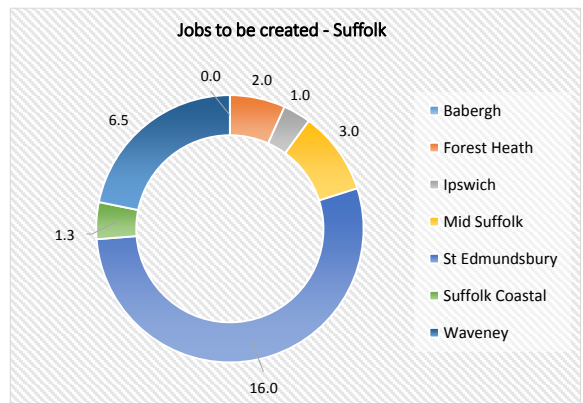
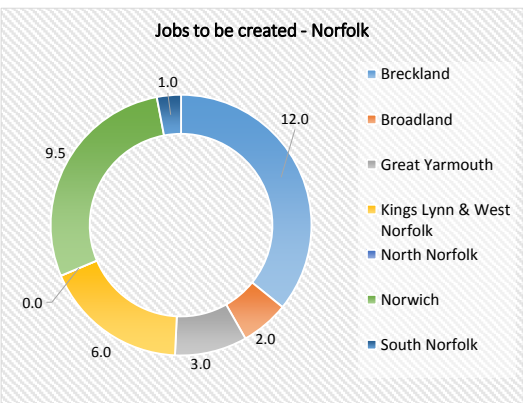
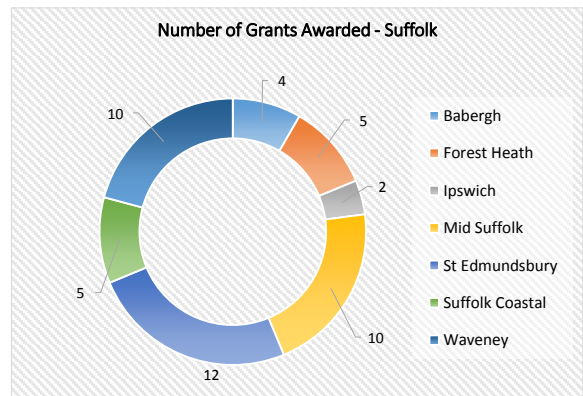
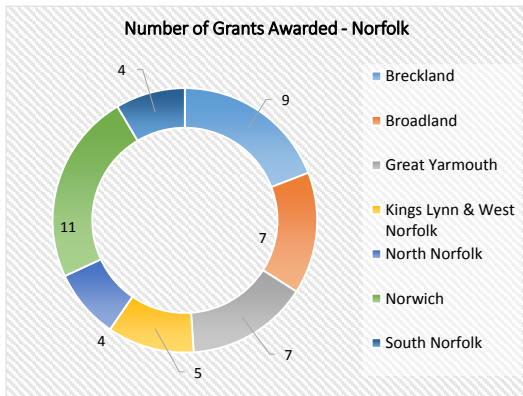
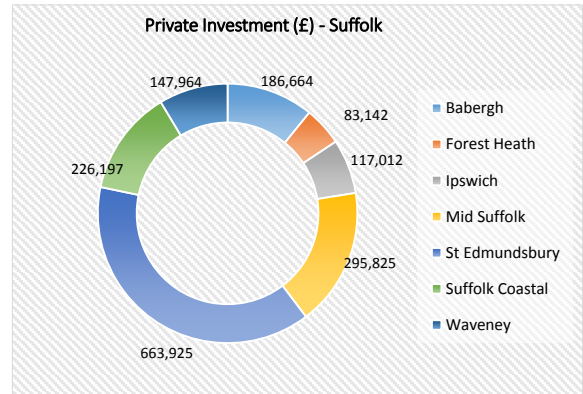
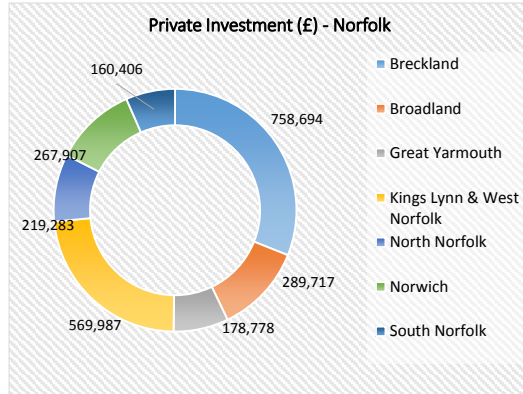
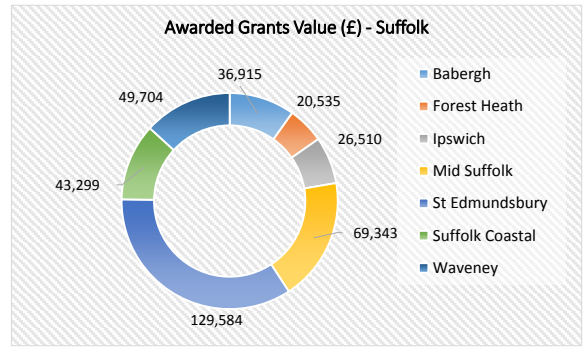
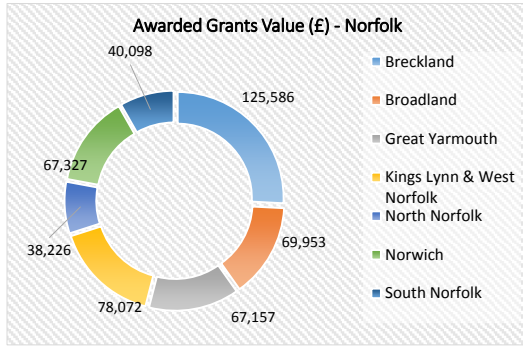


New Anglia Business Growth Programme (ERDF)

Small Grant Scheme (£1,000 - £25,000 grants)

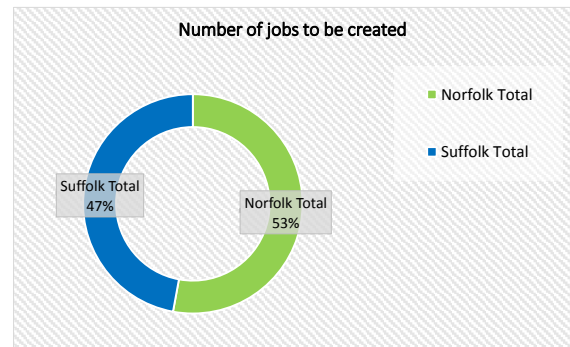
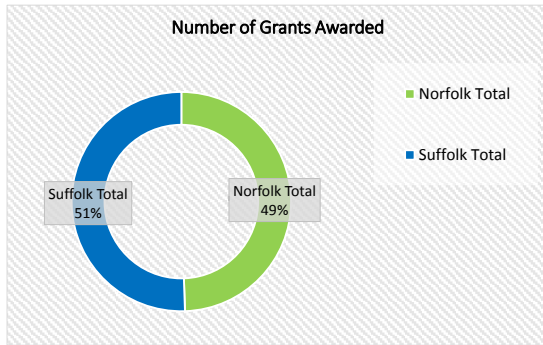
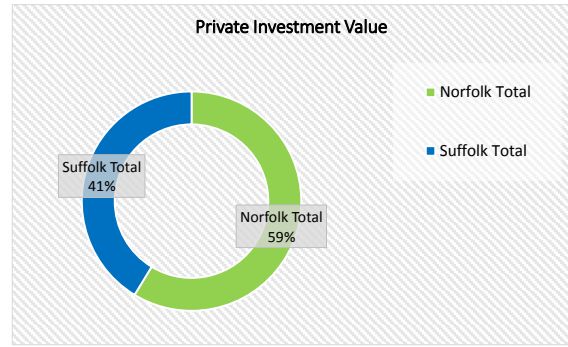
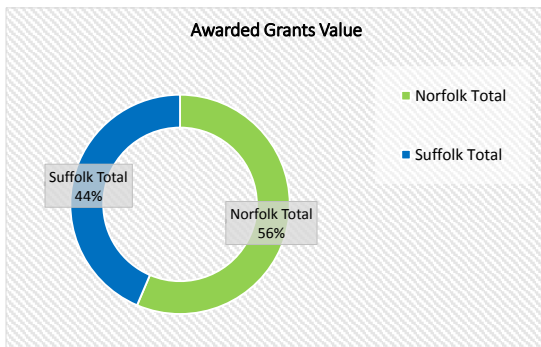
Statistics for the period of August 2016 - October 2017



**SGS/ ERDF Grants (£1,000 - £25,000) Awarded**

Row Labels	Sum of Grant Awarded	Sum of Private Match	Sum of Total Project Cost	Count of No	Sum of FTE
<b>Norfolk</b>					
Breckland	125,586	758,694	884,280	9	12.0
Broadland	69,953	289,717	359,671	7	2.0
Great Yarmouth	67,157	178,778	245,935	7	3.0
Kings Lynn & West Norfolk	78,072	569,987	648,059	5	6.0
North Norfolk	38,226	219,283	257,509	4	0.0
Norwich	67,327	267,907	335,234	11	9.5
South Norfolk	40,098	160,406	200,505	4	1.0
<b>Norfolk Total</b>	<b>486,420</b>	<b>2,444,773</b>	<b>2,931,192</b>	<b>47</b>	<b>33.5</b>
<b>Suffolk</b>					
Babergh	36,915	186,664	223,579	4	0.0
Forest Heath	20,535	83,142	103,677	5	2.0
Ipswich	26,510	117,012	143,522	2	1.0
Mid Suffolk	69,343	295,825	365,169	10	3.0
St Edmundsbury	129,584	663,925	793,508	12	16.0
Suffolk Coastal	43,299	226,197	269,496	5	1.3
Waveney	49,704	147,964	197,668	10	6.5
<b>Suffolk Total</b>	<b>375,889</b>	<b>1,720,729</b>	<b>2,096,618</b>	<b>48</b>	<b>29.8</b>
<b>Grand Total</b>	<b>862,309</b>	<b>4,165,502</b>	<b>5,027,811</b>	<b>95</b>	<b>63.3</b>

<b>Norfolk Total</b>	486,420	2,444,773	2,931,192	47	33.5
<b>Suffolk Total</b>	375,889	1,720,729	2,096,618	48	29.8
<b>Total</b>	<b>862,309</b>	<b>4,165,502</b>	<b>5,027,811</b>	<b>95</b>	<b>63.3</b>



[www.newanglia.co.uk/small-grant-scheme/](http://www.newanglia.co.uk/small-grant-scheme/)