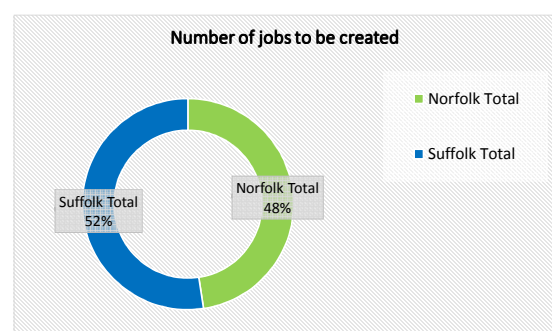
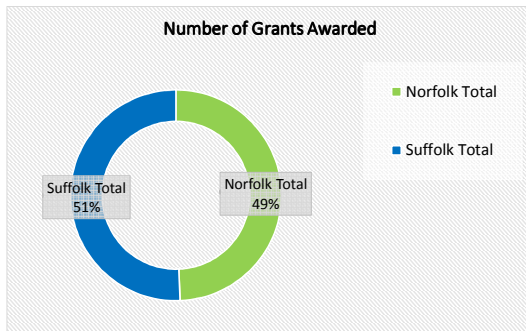
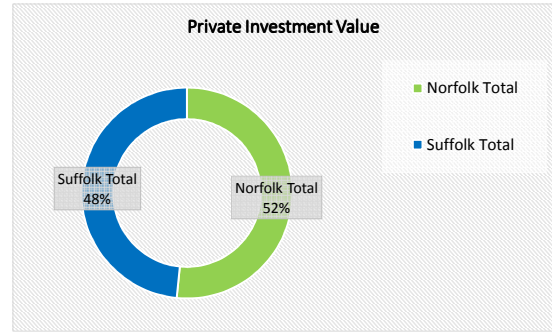
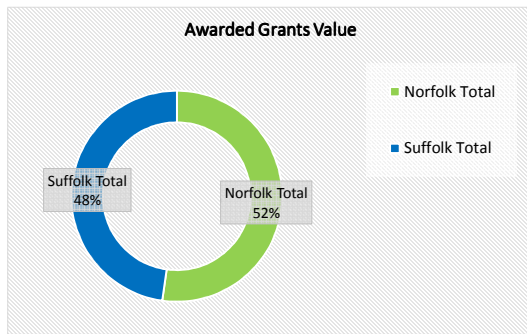


SGS/ ERDF Grants (£1,000 - £25,000) Awarded

| Row Labels | Sum of Grant Awarded | Sum of Private Match | Sum of Total Project Cost | Count of No | Sum of FTE |
|---------------------------|----------------------|----------------------|---------------------------|-------------|-------------|
| Norfolk | | | | | |
| Breckland | 76,586 | 557,351 | 633,937 | 7 | 10.0 |
| Broadland | 69,953 | 289,717 | 359,671 | 7 | 2.0 |
| Great Yarmouth | 52,907 | 145,528 | 198,435 | 6 | 1.0 |
| Kings Lynn & West Norfolk | 36,672 | 147,997 | 184,669 | 3 | 1.0 |
| North Norfolk | 13,226 | 55,883 | 69,109 | 3 | 0.0 |
| Norwich | 51,931 | 206,673 | 258,604 | 10 | 8.5 |
| South Norfolk | 40,098 | 160,406 | 200,505 | 4 | 1.0 |
| Norfolk Total | 341,374 | 1,563,556 | 1,904,930 | 40 | 23.5 |
| Suffolk | | | | | |
| Babergh | 35,915 | 181,664 | 217,579 | 3 | 0.0 |
| Forest Heath | 8,585 | 35,342 | 43,927 | 4 | 1.0 |
| Ipswich | 26,510 | 117,012 | 143,522 | 2 | 1.0 |
| Mid Suffolk | 35,242 | 169,784 | 205,026 | 8 | 3.0 |
| St Edmundsbury | 115,172 | 598,809 | 713,980 | 10 | 13.0 |
| Suffolk Coastal | 43,299 | 226,197 | 269,496 | 5 | 1.3 |
| Waveney | 47,704 | 139,964 | 187,668 | 9 | 6.5 |
| Suffolk Total | 312,426 | 1,468,771 | 1,781,198 | 41 | 25.8 |
| Grand Total | 653,800 | 3,032,327 | 3,686,127 | 81 | 49.3 |

| | | | | | |
|----------------------|----------------|------------------|------------------|-----------|-------------|
| Norfolk Total | 341,374 | 1,563,556 | 1,904,930 | 40 | 23.5 |
| Suffolk Total | 312,426 | 1,468,771 | 1,781,198 | 41 | 25.8 |
| Total | 653,800 | 3,032,327 | 3,686,127 | 81 | 49.3 |



www.newanglia.co.uk/small-grant-scheme/